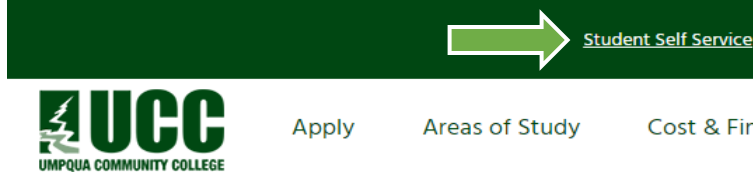




Umpqua Community College
 Financial Aid Office
 PO Box 967
 Roseburg, Oregon 97470
 541.440.4602 | 541.440.4612 (FAX)
 FinancialAid@umpqua.edu

College Financing Plan Instructions

1. Click on the Student Self-Service Link from the umpqua.edu website



2. Sign in to Student Self-Service

Enter User ID Number (8xxxxxxxx)
 PIN for first time users is Date of Birth(MMDDYY)

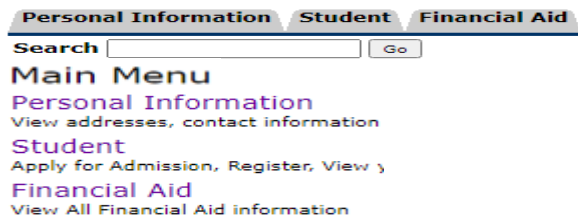
User ID:

PIN:

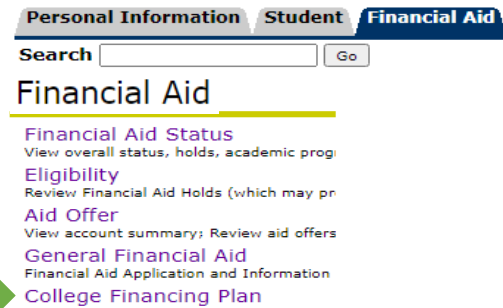
Sign in to your Student Self-Service Account with your 800xxxxxx and Pin.

Click Login

3. Click on the Financial Aid Tab or Link



4. Click on the College Financing Plan Link



5. Select the Aid Year and Submit (i.e. 20XX – 20XX)

Aid Year

Some financial information is determined by A

Select Aid Year

6. View the Umpqua Community College Undergraduate College Financing Plan

