




Umpqua Community College
 Financial Aid Office
 PO Box 967
 Roseburg, Oregon 97470
 541.440.4602 | 541.440.4612 (FAX)
 FinancialAid@umpqua.edu

Title IV Acceptance Instructions

1. Log in to Student Self Service



2. Main Menu



3. Award

Financial Aid Status

View overall status, holds, academic progress, cost of attendance, financial aid awards, and messages.

Eligibility

Review Financial Aid Holds (which may prevent payment of awards) and document requirements; Display academic progress history.

Award

View account summary; Review awards; Accept award offers; Display award payment schedule; View loan applications; Review withdrawal information.

General Financial Aid

Financial Aid Application and Information Links

4. Click Award for Aid Year

Account Summary By Term

Award for Aid Year

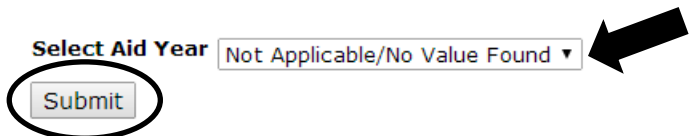
Award Payment Schedule

Award History

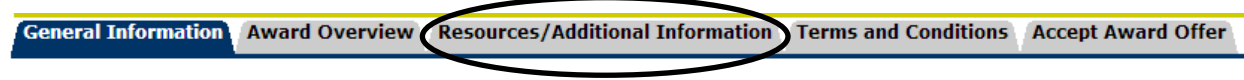
Loan Application History

Withdrawal Information

5. Aid Year – Select appropriate school year from drop down menu



6. Select “Resources/Additional Information” – Read the paragraph and select either “Accept” or “Decline” in the drop down box



No outside resource information is available for you at this time, please contact your financial aid office if you have questions.

Additional Information

Please answer the questions displayed below. Also, if you have additional outside resources that are not reflected above, please inform the financial aid office by entering the information below. Once all answers and additional resource information are entered, please press Submit to send this information to the Financial Aid Office.

Do you authorize Umpqua Community College to use your financial aid to pay all incidental charges such as books, fines, parking fees, library charges etc.? Please accept or decline.

None

Accept or Decline

Submit Information