2014-2015 Budget Committee

Zone 1 Hop Jackson Betty Tamm	**Term Expiration** June 2015 June 2015
Zone 2 Sandy Henry Elin Miller	**Term Expiration** June 2014 June 2015
Zone 3 Chris Davidson Wendy Weikum	**Term Expiration** June 2014 June 2015
Zone 4 Sally Dunn Sharon Rice	**Term Expiration** June 2015 June 2017
Zone 5 Rex Stevens Bob Bell	**Term Expiration** June 2014 June 2017
Zone 6 Diane Phillips Joe Yetter	**Term Expiration** June 2014 June 2015
Zone 7 (at large) Janet Morse Vanessa Becker	**Term Expiration** June 2015 June 2017

Table of Contents

General Information 3
- About Umpqua Community College 3
- Board of Trustees 4
- Organizational Units 5
- Budget Structure and Functions 6
- Funds 7
  - Revenue Sources 8
  - Expense Functions 9
  - Expenditure Categories 10
- Budget Planning 11
- Budget Development Process 12
- Budget Message 14
- Budget Highlights 15

General Fund 17
- Instruction 23
- Instructional Support 34
- Student Services 38
- College Support Services 41
- Financial Aid 49
- Plant Operations & Maintenance 50

Special Revenue Fund 53
- Grants & Contracts 53
- Administratively Restricted 75

Financial Aid Fund 103

Capital Projects Fund 109

Debt Service Fund 119

Insurance Fund 121

Enterprise Fund 123

Internal Service Fund 131

Agency Fund 133

Legal Notices 143

General Information

About Umpqua Community College

Umpqua Community College is a comprehensive public community college located in Douglas County in southwestern Oregon. The College District was established in 1964 by a vote of its residents. Umpqua strives to make quality post-secondary education affordable and accessible to district residents. The college offers transfer programs, career and technical training, community education, adult basic education, workforce development, and serves as a cultural and recreational center.

The College District comprises 107,667 residents within the 5,134 square mile area of Douglas County. Douglas County is classified as isolated, rural and economically distressed. The largest population center is Roseburg (pop. 21,844); the majority of residents live in towns with populations of less than 4,000 or in the rural, unincorporated areas between these small towns.

The college serves more than 15,000 unique students each year of which approximately 2,900 are credit students. The main campus is located six miles north of Roseburg on 100 acres of donated land overlooking the North Umpqua River. The main campus is comprised of 18 buildings located on park-like grounds with 5 additional campus locations; The H. Woolley Adult Basic Education Center located at 1634 W. Harvard, Roseburg, the Workforce Training Center located at 2555 N. E. Diamond Lake Blvd., Roseburg, The Umpqua Business Center located at 522 SE Washington Ave, Roseburg, the South Umpqua School District Administration Building located at 558 Chadwick Lane, Myrtle Creek, and the Commercial Driving License Truck Shop located at the Round Prairie Truck Driving Center, Winston.

Umpqua is accredited by the Northwest Commission on Colleges and Universities. Specialized accreditation has also been granted by the National League for Nursing Accrediting Commission and the National Automotive Training and Educational Foundation.

Our Mission

Umpqua Community College provides high quality college degree programs, workforce development and community learning opportunities.

Our Vision

Umpqua Community College aspires to be the center for quality teaching and learning, and a key partner in the wellbeing and enrichment of our communities.

Affirmative Action Policy

It is the policy of Umpqua Community College not to discriminate on the basis of race, color, sex, national origin, religion, marital status, in admission and access to, or treatment of employment as required by Title VI of the Civil Rights Act of 1964, Title IX of the Educational Amendments of 1972, Section 504 of the Rehabilitation Act of 1973, the Age Discrimination Acts of 1967 and 1975, Americans With Disabilities Act of 1990, Oregon Revised Statues and their amendments and implementing regulations.

Board of Trustees

Seven elected, unpaid Board of Trustee members have primary authority to establish policies governing the operation of the college and to adopt its budget. Their charge is to encourage the development of programs and services that will best serve the needs of College District constituents.

Zone 1
Betty Tamm

Zone 2
Elin Miller

Zone 3
Wendy Weikum

Zone 4
Sharon Rice

Zone 5
Bob Bell

Zone 6
Joe Yetter

Zone 7 (at large)
Vanessa Becker

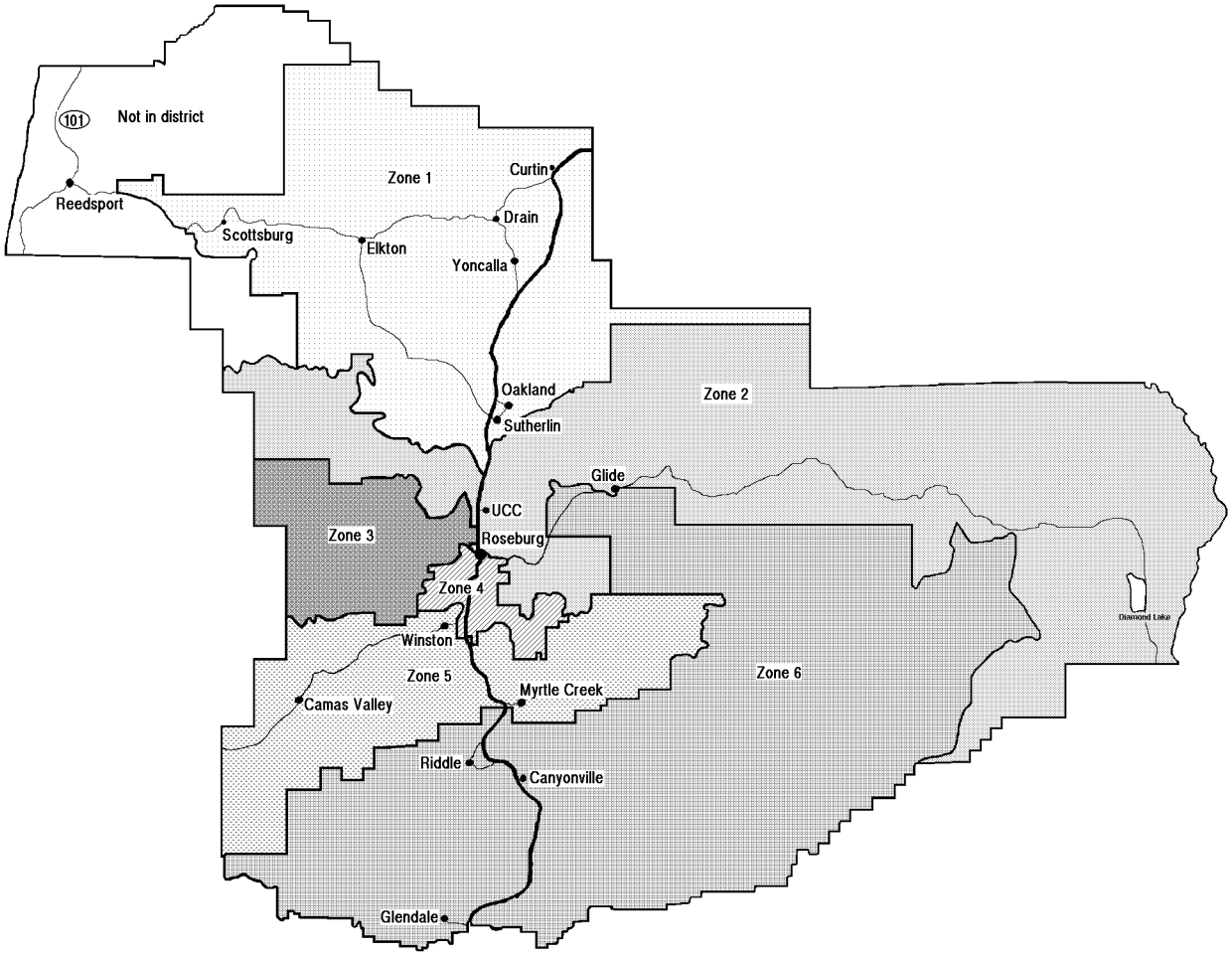

Organizational Units

Umpqua Community College is structured into the following organizational units:

1. Instruction

The Office of Instruction's primary responsibility is to plan, schedule, and implement academic, continuing education and other instructional programs and services in accordance with the vision, mission, values, and strategic directions of the college. The college's Instructional Plan is the driving force behind all other organizational units planning and operations.

Instructional areas include: humanities, math and science, career and technical education, academic development, and workforce and community education.

2. Instructional Support

The Instructional Support unit is charged with providing specialized services that support and enhance instruction. Instructional Support areas include: library services, college now, and community college and workforce development liaison.

3. Student Development

Student Development's purpose is to assist students in all phases of their educational experience. Student Development areas include athletics, counseling, disability services, enrollment services (admissions, records, & registration), financial aid, recruitment, student life, and TRIO programs.

4. College Support Services

The College Support Services area includes the President's Office, Human Resources, Administrative Services, Information Technology, Foundation, and Grants.

5. Plant Operations and Maintenance

Plant Operations and Maintenance ensures that the college provides a safe and comfortable environment in which to learn and work. Plant Operations and Maintenance areas include utilities, vehicle fleet, security, custodial, and facilities management and planning.

Budget Structure and Functions

Basis of Budgeting

For the budget document, Oregon Budget Law requires that a modified accrual basis of accounting is used, which determines when and how transactions or events are recognized. This means "revenues are reported when earned, expenditures are reported when the liability is incurred and taxes are accounted for on a cash basis, i.e. when received. The result is that carryovers of financial obligations from year-to-year are precluded and projections of anticipated revenue are not inflated."

The college budgets all college funds required to be budgeted, the General Fund and all Auxiliary Funds, in accordance with the Oregon Local Budget Law on a Non-GAAP budgetary basis, whereas Generally Accepted Accounting Principles (GAAP) provides the structure for the basis of accounting used for financial statement reporting. The differences between GAAP and the budgetary basis of accounting generally concern timing of recognition of revenues and expenditures. Thus, there are no differences between fund structure in the financial statements and the budget document.

Under GAAP, the basic financial statements are reported using the economic resources measurement focus and accrual basis of accounting. Revenues are recorded when earned and expenses are recorded at the time liabilities are incurred, regardless of when the related cash flows take place. Property taxes are recognized as revenues in the years in which they are levied. Grants and other similar types of revenue are recognized as soon as all eligibility requirements imposed by the grantor have been met.

Material timing differences in expenditures between GAAP and the budgetary basis of accounting include capital expenditures, which under GAAP are allocated to depreciation expense over a specified period of time. In the budget document, capital expenditures are assigned in full to operations expense. With respect to debt service, payments to principal reduce the liability on the financial statements while interest payments are expensed. Under the budgetary basis of accounting both principal and interest are expensed to operations within the fiscal year.

Funds

Umpqua Community College's budget is segregated into the following funds, appropriated by the Board of Trustees. Each fund is independently budgeted, operated and accounted for. The college's primary budgeting and operational funds are the General Fund (I) and the Special Revenue Fund – Administratively Restricted (II b).

Fund I: General Fund

Includes activities directly associated with operations related to the college's basic educational objectives.

Fund II: Special Revenue Fund

Accounts for revenue sources that are legally restricted to expenditures for specific purposes.

a) Grants & Contracts

A special revenue fund used to budget and account for grants, contracts and projects funded from federal, state, and local agencies. Funds are restricted to the purpose designated by the grantee.

b) Administratively Restricted

A special revenue fund used to account for specific programs where monies are administratively restricted. Activities recorded in this fund generate revenue primarily through specifically assessed tuition and fees, or through other revenue-generating activities.

Fund III: Financial Aid Fund

Used for the provision of grants, stipends, and other aid to enrolled students.

Fund IV: Capital Projects Fund

Used for the acquisition of land, new construction, major remodeling projects, and major equipment purchases.

Fund V: Debt Service Fund

Accounts for the accumulation resources for, and payment of, general long-term debt, principal and interest.

Fund VI: Insurance Fund

Accounts for payments to the Oregon Employment Division for unemployment benefits paid to terminated employees. Payments are also made to early retirees for medical insurance premiums from this fund. Principal revenues are transfers from the General Fund and investment earnings.

Fund VII: Enterprise Fund

Includes activities that furnish goods or services to students, staff, or the public, for which charges or fees are assessed that are directly related to the cost of the good or service provided.

Fund VIII: Internal Service Fund

Includes functions that exist primarily to provide goods or services to other instructional or administrative units of the college.

Fund IX: Agency Fund

Used to budget and account for the activities of the Associated Students of Umpqua Community College (ASUCC) student government, student clubs and outside agencies for which the College is acting as a fiscal agent. Each of the funds is accounted for separately.

Revenue Sources

Intergovernmental

Also known as total public resources, intergovernmental resources include Umpqua's allocation of community college funding from the State of Oregon, resources from various unrestricted federal, state and local contracts, and local property tax revenue. **State community college funding resources** are determined by the state legislature's funding distribution formula and are calculated on a biennial basis. **Federal, state, and local unrestricted resources** are budgeted using statistical trend analysis. **Property tax** revenue is determined by annual property tax levy and is budgeted using estimates provided by the state and through statistical trend analysis.

Tuition

Credit tuition is generated by assessing students' per-credit-hour rates. Non-credit tuition is generated by charging varying rates per course, based on course costs and market forces. Tuition resources are budgeted based on enrollment projections developed by the college's Institutional Research, Planning, and Assessment department.

Instructional Fees

Instructional fees are generated by assessing students for course-related expenses such as art supplies. All instructional fees are administratively restricted resources that are tied specifically to instructional expenditures and are not available for general allocation. Departmental instructional fees are established based on estimated materials and services costs and are approved by the Board of Trustees. Instructional fees are budgeted based on enrollment projections that are developed by the college's Institutional Research, Planning and Assessment department and historical trend analysis.

Interest Income

Interest income is derived from investment of operating capital in excess of daily requirements.

Fees (Non-Instructional)

Non-instructional fees are generated by assessing students for non-instructional expenses such as student body and technology fees. Individual fee amounts are approved by the Board of Trustees and budgeted based on enrollment projections and historical trend analysis.

Sale of Goods and Services

Sales of Goods and Services are generated through the college's Auxiliary Services, including such units as the Bookstore and Food Services. Sale of Goods and Services revenue is budgeted based on historical trends and factors in known variables.

Administrative Recovery

Administrative Recovery includes amounts received from college auxiliary funds such as the Bookstore, Food Services, as well as from various federal, state, and local grants and contracts as a contribution to the General Fund for administrative and overhead costs.

Other Resources

Include resources from various activities such as finance charges, insurance proceeds, sale of equipment, enforcement fees and other nominal, one-time miscellaneous amounts. Budgeting is based on historical trend analysis.

Expense Functions

Instruction
Expenditures for all activities that are part of the college's instructional programs, including expenditures for departmental administrators and their support.

Instructional Support
Expenditures for activities carried out primarily to provide support services that are an integral part of the college's instructional programs. This category includes the media and technology employed by these programs as well as the administrative support operations that function within the various instructional units, and the retention, preservation, and display of materials. It also includes expenditures for chief instructional officers and their support where their primary assignment is administration.

Student Services
Expenditures for admissions, registration, record keeping, and other activities which primary purpose is to contribute to students' well-being and to students' development outside the context of the formal instructional program.

College Support Services
Expenditures for activities whose primary purpose is to provide operational support for the ongoing operation of the college, excluding physical plant operations. Expenses include, for example, executive management, fiscal operations, administrative and logistical services, and community relations.

Plant Operations and Maintenance
Expenditures for the operation and maintenance of the physical plant. It includes services related to campus grounds and facilities, utilities, and property insurance.

Financial Aid
Expenditures for loans, grants and trainee stipends to enrolled students.

Community Services
Expenditures for activities established primarily to provide non-instructional services to groups external to the college. One such activity involves making available to the public various resources and unique capabilities that exist within the college.

Facility Acquisition
Expenditures for land, land improvement, buildings, and major remodeling and renovation that is not a part of normal plant operation and maintenance.

Debt Services
Expenditures for the accumulation resources for, and payment of, general long-term debt, principal and interest.

Expenditure Categories

Personnel Services

Personnel Services expenditures include all full-time and part-time payroll plus other payroll expenses (OPE). Payroll is budgeted using actual position lists, factoring in performance and cost of living adjustments, and any anticipated contract changes to union wage schedules. OPE rates are budgeted using benefits cost projections, including amounts for various employment-related taxes, health and life insurance premiums, retirement fund contributions, and other direct employee benefits.

Materials & Services

Materials & Services expenditures include items such as office support supplies for instructional and operations departments, non-capitalized equipment, travel and maintenance. Materials & Services is budgeted using historical trend analysis.

Financial Aid

Financial Aid expenditures include tuition waivers and federal, state, or private financed scholarships or grants.

Capital Outlay

Capital Outlay expenditures include all equipment purchases with a single item cost in excess of $5,000 and with a useful life exceeding one year.

Transfers

Inter-fund transfers include resource funding of specific amounts to another fund for an identified purpose. The majority of transfers occur in the General Fund and include items such as transfers to the Financial Aid Fund to cover institutional scholarships and institutional match obligations, and transfers to the Capital Projects Fund for capital repairs and improvements, special projects, capital reserves and deferred maintenance.

Contingency

A budget account (not for expenditures) to provide for contingencies and unanticipated items, or to hold funds for future distribution. This function may also be used to provide expenditure authority for obligations created but not expended in previous years.

Budget Planning

Budget planning at Umpqua Community College is a transparent and participative process that involves all campus constituencies.

Level I: Faculty and Staff

All faculty and staff members have the opportunity to provide their respective directors with input regarding the budget.

Level II: Directors

Directors will take feedback from faculty and staff into consideration when preparing budget requests to the Executive Cabinet.

Level III: Leadership Team

The Leadership Team is responsible for communicating budget information to campus constituencies, and reviewing and prioritizing addition and reduction recommendations. The Leadership Team will prioritize the requests from Level II.

Budget Committee (Internal)

The Internal Budget Committee consists of two members of each representative employee group on campus along with a student representative and the Budget Administrator. The Internal Committee is responsible for reviewing the draft budget document and making recommendations to the Executive team.

Budget Committee (External)

The External Budget Committee consists of community members who have responsibility for recommending budget approval to the Board of Trustees.

Board of Trustees

The Board of Trustees is responsible for reviewing and approving the proposed budget development framework, advising the administration on proposed addition and reduction recommendations, and approving the final list of additions and reductions.

Budget Development Process

In the budget development process outlined below, Umpqua Community College follows Oregon Local Budget Law. In addition to providing a financial plan for fiscal year revenues and expenses, Umpqua's budget document outlines programs and initiatives and implements controls on spending authority. The budget development process is designed to encourage citizen input and public opinion about college programs and fiscal policies.

I. January

- Revenues estimates will be established
- January 16 - 17 – Budget Process Overview for Administrative Staff (All staff invited to attend)
- January 20 - 24 – Budget Worksheets distributed to Directors and Level I groups (departments and staff) will begin reviewing their budget requests

II. February

- February 4 - Level I submit Budget Worksheets to Level II groups (Directors, Deans)
- February 18 – Level II submit Budget Worksheets to Level III (V.P.)
- February 28 – Level III submit all requests to the Budget Coordinator
- Review revenue projections
- Establish Enrollment projections

III. March

- Review revenue and enrollment projections
- March 11 - Draft Budget document submitted to Internal Budget Committee for review/approval
- March 30 - Publish 1st "Notice of Budget Committee Meeting"

IV. April

- Continue monitoring revenue and enrollment projections
- April 4 – Budget draft to be finalized
- April 13 – Publish 2nd "Notice of Budget Committee Meeting" on UCC website.
- April 23 – Hold First Budget Committee Meeting

V. May

- May 14 - The second reading of the budget by the Board of Trustees (if needed)
- May 25 – Publish "Notice of Budget Hearing"

VI. June

- June 11 - The Board of Trustees adopts the budget
- Budget data is loaded into management system
- Budget books are printed and made available on the WEB
- Budget is posted as required by law
- Hold budget process debriefing

2014-2015 Budget Message

April 2014

Dr. Joe Olson

We are in our third year of making our budget development cycle more transparent and collaborative. I think most people would agree we have accomplished this goal. This year's budget reflects imagination and reality; it is the combined effort of all college departments.

Over the last two years, we have faced declining enrollment and budgetary adjustments that have left positions vacant and academic budgets reduced by more than 15 percent. At the same time, we've kept our tuition low.

Moving into 2014-15, tuition has been an issue of significant debate on campus with our external Budget Committee and statewide. During the last legislative session, community colleges committed to maintaining 2013-14 tuition rates in order to negotiate a small increase in state funding. This effort is being made again and we are keeping tuition at current levels.

Statewide, two-year colleges are preparing to make significant requests for state aid during the next legislative session. The two-year college presidents are already meeting with their local legislators to discuss these requests and, once again, the colleges are committing to keeping tuition static as a sign of goodwill with the legislature.

Similar to last year, this year's budget is very modest and reflects careful evaluation of each vacant position. The Materials & Services budget was again cut by 10 percent, and we are leaving administrative positions either vacant or on hold. This year's budget reflects a very modest cost of living adjustment; however, even with these, our faculty and staff members remain at one of the lowest levels in the state.

We will be utilizing over $2 million from our reserve, but will still maintain a reserve of just over 10 percent. Should the state increase community college funding during the next session, I feel we will have sufficient reserves to bring us through another budget cycle.

We are optimistic that enrollment will increase slightly, by approximately 2 percent, and, with our ongoing recruiting efforts to k-12 students, we will return to our historic growth patterns for the next three years.

With all of these things in mind, we look forward to continued frank discussion and the opportunity to respond to the questions and concerns you may have.



2014-2015 Budget Highlights

General Fund Resources

General Fund Resources summarized on page 17 are budgeted at $25.2 million with the most significant decreases being in the Tuition and State support areas. The budgeted Tuition amount includes a small 1.5% increase in enrollment. UCC continues to maintain one of the lowest tuition rates out of the 17 community colleges in the State of Oregon. As we are in the second half of the biennium, the projected State support number is decreasing due to the last several years decline in enrollment. The college's estimated share of the state allocation for fiscal year 2014-2015 is $10,000,000. Last year, State support made up 43% of resources, as projected, state support this year makes up 40% of all resources, down from 47% in 2008-09 and 41% in 2011-12 but up from 39% in 2012-13. The College anticipates receiving $3.11 million in current taxes for the 2014-2015 fiscal year.

General Fund Requirements

Page 19 summarizes the General Fund requirements. Personnel costs remain the largest piece of our direct operations. Personnel costs were adjusted for faculty and classified staff steps, administrative adjustments and anticipated costs for employee health benefits, PERS and SAIF.

We have budgeted anticipated decreases in materials and services in most areas but we do include some inflationary costs in utilities, and insurance.

Transfers reflect the transfers to other funds that include mandatory matching requirements for financial aid, funding of debt service, insurance and capital funds. Transfers to Capital Funds have been reduced by $200,000 from the 2013-2014 to the 2014-2015 year but do still include a $50,000 transfer to increase the deferred maintenance fund established last year.

Operating contingency is budgeted at $2.3 million. This is slightly over a 10% reserve. Board Policy dictates that the College maintain at least an 8% reserve.

The **Grants and Contracts fund** includes a budget of $5.1M for currently known Federal, State and Local grants and contracts that fund various programs. This fund is dependent on grants and contract awards that will be received during the fiscal year. With the existing trend of declining public resources, the College continues to actively explore and seek alternate sources of funding. The major source of revenue is from federal sources (64% of the budget).

The proposed budget for the **Administratively Restricted fund** remains steady at $4.5 million. Transfers have increased from the general fund in order to cover pool operations. The pool operations budget has been added to this fund rather than the general fund (as it had been budgeted in the past) so that tracking of cost recovery would be easier to see.

The **Financial Aid fund** accounts for student financial assistance. Federal and state student aid programs provide the majority of revenue in this fund. The $47,667 transfer from the general fund is budgeted to provide a match for the Federal Work Study and FSEOG programs.

The **Capital Project fund** includes a budget of $886,700 for capital projects, gym floor repairs, furnishings and equipment, Lottery Bonds and deferred maintenance. The deferred maintenance fund was established last year and will continue to grow slowly over time. Our campus is aging and we foresee the need for increased maintenance costs in the future.

The **Debt Service fund** accounts for debt service activities related to the College's Full Faith and Credit Obligations and Pension Bonds Payable. The college expended Full Faith and Credit Obligations for the construction of Danny Lang Teaching, Learning and Event Center in fiscal year 2010-2011 and the continued expense is budgeted for in the current year. The primary source of revenue for this fund is a transfer of $1,243,196 from the General fund. The College continues to establish the PERS Unfunded Actuarial Liability Reserve to equalize PERS repayments through the year 2027-28.

The **Insurance fund** budget remains relatively flat. The operations in this fund are mostly funded through the transfer of resources from the general fund and any unspent ending fund balance from the previous year.

The **Enterprise fund** highlights operations of the Bookstore, Food Service and Catering. The fund is estimated to generate about $2.7M in revenue by providing students and staff with the sales of books and instructional supplies as well as through food sales. The Bookstore is increasing the support to the general fund operations next year by transferring an additional $100,000. A new fund has been established this year. The Incubator will track the revenue and expenses of the wine incubator program that is set to start this summer. It is hoped that this incubator program will help previous students of the Viticulture program to start their own businesses. The setup of the incubator program is part of the $1.2 million EDA grant the college received over the last couple of years.

The **Internal Service fund** accounts for operations of the Motor Pool and Copiers funds that generate revenues by providing services on a cost reimbursement basis to College operating funds.

The **Agency fund** accounts for the activities of the student government (ASUCC) and student clubs. Primary sources of revenue consist of the club revenue generated by the students. The General fund supports operations of this fund by providing a $35,000 transfer for ASUCC administration, Phi Theta Kappa and Skills USA travel. Expenditures recorded in this fund relate to student activities.

Accounting methods: The College uses the modified accrual method of accounting for budgeting and the accrual method for financial reporting. No changes in accounting method have been made.

General Fund Resources

RESOURCE DESCRIPTION	Fiscal Year 2011 - 2012 ACTUAL Amounts	Fiscal Year 2012 - 2013 ACTUAL Amounts	Fiscal Year 2013 - 2014 CURRENT Budget	Fiscal Year 2014 - 2015 PROPOSED Budget	Fiscal Year 2014 - 2015 APPROVED Budget	**Fiscal Year 2014 - 2015 ADOPTED Budget**
Beginning Fund Balance	4,805,727	5,620,884	4,200,000	5,300,000	5,300,000	5,300,000
Previously Levied Taxes Estimated to be Received	212,162	226,281	150,000	175,000	175,000	175,000
Interest	27,909	23,765	35,000	30,000	30,000	30,000
OTHER RESOURCES						
State Support	10,626,202	10,251,054	11,000,000	10,000,000	10,000,000	10,000,000
Tuition	7,800,153	6,067,031	6,641,474	5,734,750	5,734,750	5,734,750
Fees	358,350	278,760	236,830	305,000	305,000	305,000
Indirect Cost Revenue	151,995	113,891	139,095	140,000	140,000	140,000
Miscellaneous Income	139,150	152,611	150,000	150,000	150,000	150,000
Transfers In	200,000	475,000	200,100	300,100	300,100	300,100
Miscellaneous Taxes	5,449	15,513	3,500	10,000	10,000	10,000
Total Resources, Except Taxes to be Levied	24,327,096	23,224,790	22,755,999	22,144,850	22,144,850	22,144,850
Taxes Necessary to Balance Budget			2,980,676	3,112,503	3,112,503	3,112,503
Taxes Collected in Year Levied	2,892,823	2,997,785				
TOTAL RESOURCES	27,219,919	26,222,575	25,736,675	25,257,353	25,257,353	25,257,353

General Fund Resources

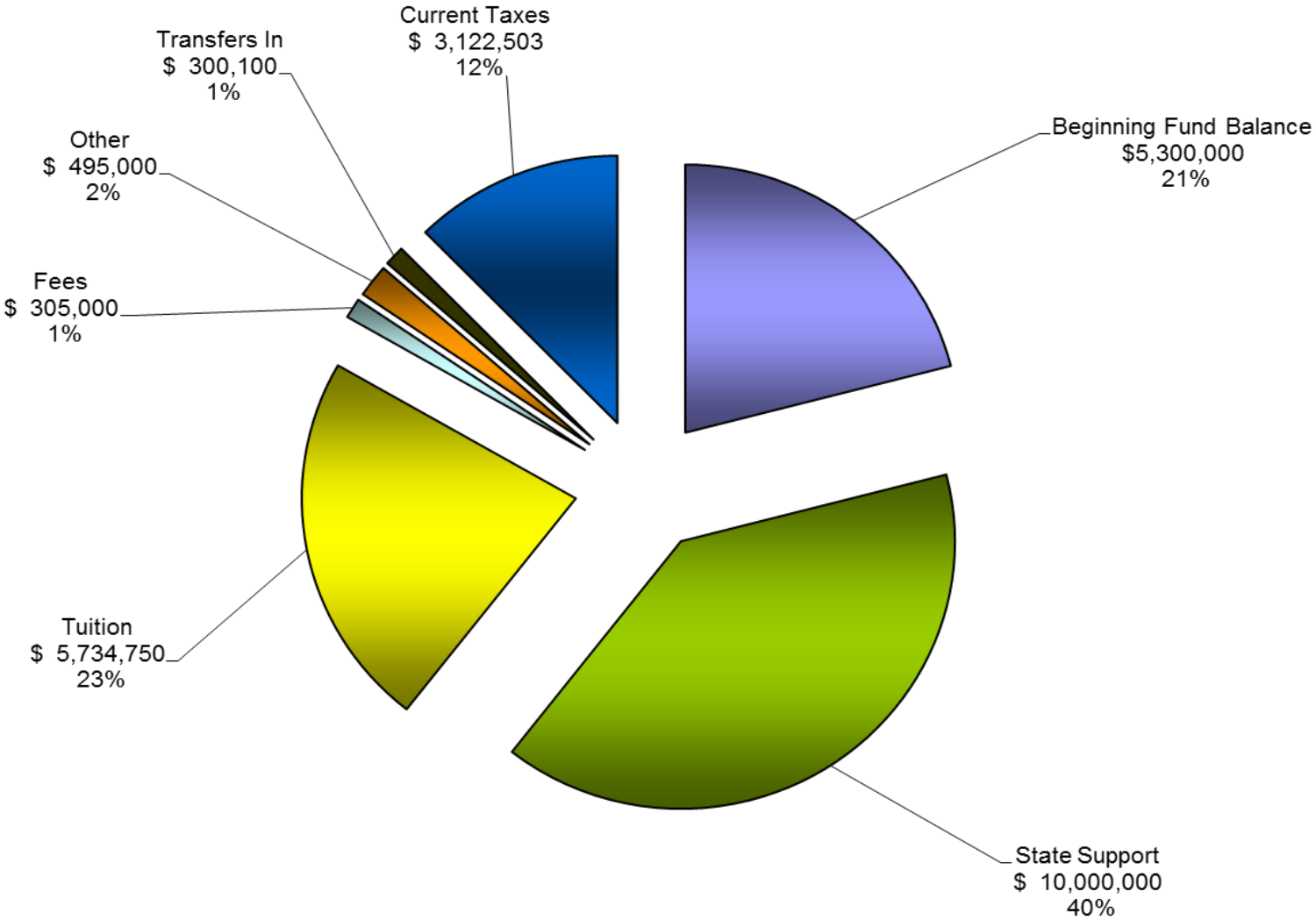

General Fund Requirements

REQUIREMENT DESCRIPTION	Fiscal Year 2011 - 2012 ACTUAL Amounts	Fiscal Year 2012 - 2013 ACTUAL Amounts	Fiscal Year 2013 - 2014 CURRENT Budget	Fiscal Year 2014 - 2015 PROPOSED Budget	Fiscal Year 2014 - 2015 APPROVED Budget	**Fiscal Year 2014 - 2015 ADOPTED Budget**
Personnel Services	11,045,740	10,942,351	11,431,621	12,155,893	12,155,893	12,155,893
Fringe Benefits	3,640,789	3,748,807	5,115,646	4,878,659	4,878,659	4,878,659
Materials & Services	3,272,428	3,236,186	3,655,094	3,308,459	3,308,459	3,308,459
Capital Outlay	218,882	113,402	67,500	69,000	69,000	69,000
Financial Aid - Tuition Waivers	356,102	283,020	501,124	650,000	650,000	650,000
TRANSFERS						
Federal Work Study	42,587	41,114	26,821	26,761	26,761	26,761
FSEOG	37,133	29,018	25,865	20,906	20,906	20,906
Early Retirement Reserve	215,625	181,174	155,923	150,000	150,000	150,000
Capital Improvements	390,000	250,000	300,000	150,000	150,000	150,000
Capital / Pre-Bond	450,000	194,877	-	-	-	-
Capital / Furnishings & Equipment	300,000	125,123	100,000	50,000	50,000	50,000
Ford Family Center	116,000	90,000	90,000	90,000	90,000	90,000
Pool Operations	-	-	-	20,000	20,000	20,000
Unemployment Compensation	140,000	140,000	100,000	80,000	80,000	80,000
Debt Service	237,863	284,495	255,000	250,000	250,000	250,000
Debt Service - PERS UAL	806,381	837,956	877,276	914,084	914,084	914,084
PERS UAL Reserve	300,000	155,240	115,920	79,112	79,112	79,112
Agency Fund	29,505	26,865	35,000	35,000	35,000	35,000
TOTAL TRANSFERS	3,065,094	2,355,862	2,081,805	1,865,863	1,865,863	1,865,863
Operating Contingency & Reserve	-	-	1,827,423	2,329,479	2,329,479	2,329,479
Unappropriated End. Fund Balance	5,620,884	5,542,948	1,056,462	-	-	-
TOTAL REQUIREMENTS	27,219,919	26,222,575	25,736,675	25,257,353	25,257,353	25,257,353

General Fund Summary by Use

2014 - 2015 BUDGET
SUMMARY BY USE

Account	Instruction	Inst. Support	Student Services	College Support Services	Community Services	Financial Aid	Plant Operations	Transfers	Reserves	TOTAL
PERSONNEL SERVICES	6,561,001	1,162,627	1,299,516	2,303,152	-	-	829,597	-	-	12,155,893
BENEFIT EXPENSES	2,211,059	500,250	596,561	1,110,811	-	-	459,977	-	-	4,878,659
MATERIALS & SERVICES	380,038	240,421	125,811	1,502,189	-	-	1,060,000	-	-	3,308,459
FINANCIAL AID	-	-	-	-	-	650,000	-	-	-	650,000
CAPITAL OUTLAY	50,000	-	-	-	-	-	19,000	-	-	69,000
CONTINGENCY	-	-	-	-	-	-	-	-	2,329,479	2,329,479
TRANSFERS OUT	-	-	-	-	-	-	-	1,865,863	-	1,865,863
RESERVES	-	-	-	-	-	-	-	-	-	-
TOTAL	9,202,098	1,903,298	2,021,889	4,916,153	-	650,000	2,368,573	1,865,863	2,329,479	25,257,353
FTE	146	25	31	47	-	-	24	-	-	273

General Fund Direct Operation Requirements

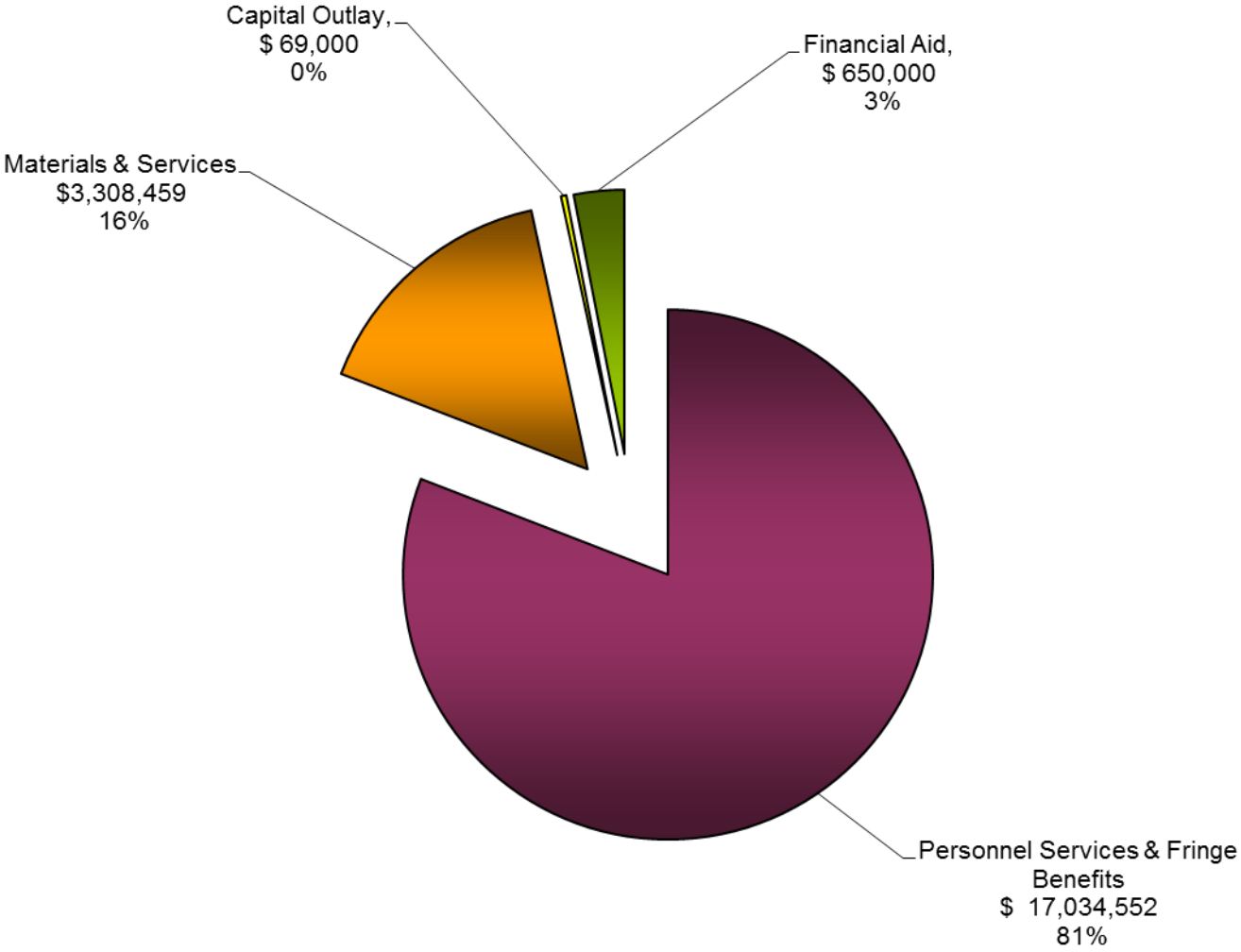

General Fund Direct Operations by Use

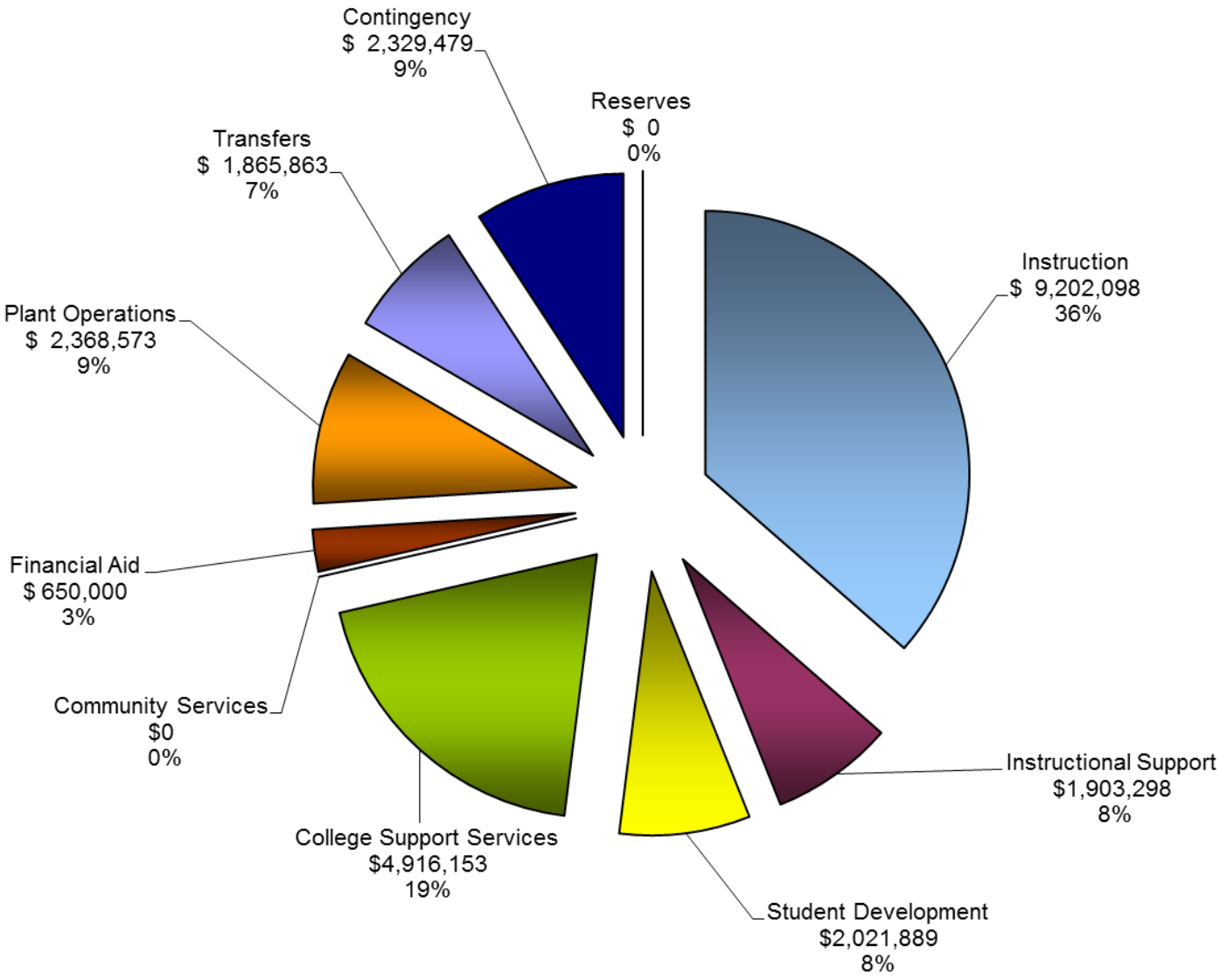

Expenditures by Organization: Instruction

INSTRUCTION	Fiscal Year 2011-2012 ACTUAL Amounts	Fiscal Year 2012-2013 ACTUAL Amounts	Fiscal Year 2013-2014 CURRENT Budget	Fiscal Year 2014-2015 PROPOSED Budget	Fiscal Year 2014-2015 APPROVED Budget	**Fiscal Year 2014-2015 ADOPTED Budget**
ADULT BASIC EDUCATION						
Personnel Services	346,942	341,278	342,155	319,920	319,920	319,920
Fringe Benefits	94,765	98,533	143,849	123,344	123,344	123,344
Materials and Services	42,508	41,109	38,250	33,250	33,250	33,250
Capital Outlay	-	-	-	-	-	-
Total Requirements	484,215	480,920	524,254	476,514	476,514	476,514
APPRENTICESHIP						
Personnel Services	28,606	34,074	36,946	40,107	40,107	40,107
Fringe Benefits	3,453	10,491	14,627	13,650	13,650	13,650
Materials and Services	-	-	-	-	-	-
Capital Outlay	-	-	-	-	-	-
Total Requirements	32,059	44,564	51,573	53,757	53,757	53,757
ART						
Personnel Services	146,206	126,702	132,593	147,472	147,472	147,472
Fringe Benefits	31,205	30,535	41,405	39,992	39,992	39,992
Materials and Services	7,466	7,083	5,850	5,150	5,150	5,150
Capital Outlay	-	-	-	-	-	-
Total Requirements	184,878	164,319	179,848	192,614	192,614	192,614
AUTOMOTIVE						
Personnel Services	206,560	218,213	200,753	246,187	246,187	246,187
Fringe Benefits	66,801	70,200	82,435	84,047	84,047	84,047
Materials and Services	8,091	7,097	4,600	8,000	8,000	8,000
Capital Outlay	-	-	-	-	-	-
Total Requirements	281,453	295,510	287,788	338,234	338,234	338,234

Expenditures by Organization: Instruction

INSTRUCTION	Fiscal Year 2011-2012 ACTUAL Amounts	Fiscal Year 2012-2013 ACTUAL Amounts	Fiscal Year 2013-2014 CURRENT Budget	Fiscal Year 2014-2015 PROPOSED Budget	Fiscal Year 2014-2015 APPROVED Budget	**Fiscal Year 2014-2015 ADOPTED Budget**
AVIATION						
Personnel Services	12,453	12,122	8,000	12,500	12,500	12,500
Fringe Benefits	(112)	984	1,599	2,105	2,105	2,105
Materials and Services	-	-	-	-	-	-
Capital Outlay	-	-	-	-	-	-
Total Requirements	12,341	13,106	9,599	14,605	14,605	14,605
BUSINESS						
Personnel Services	679,934	584,172	561,083	628,810	628,810	628,810
Fringe Benefits	161,241	149,289	198,647	196,998	196,998	196,998
Materials and Services	5,032	5,267	6,883	5,300	5,300	5,300
Capital Outlay	-	-	-	-	-	-
Total Requirements	846,207	738,728	766,613	831,108	831,108	831,108
COMMUNITY ED						
Personnel Services	156,543	168,603	176,606	171,984	171,984	171,984
Fringe Benefits	44,697	43,618	76,638	71,576	71,576	71,576
Materials and Services	31,183	33,415	29,450	30,250	30,250	30,250
Capital Outlay	-	-	-	-	-	-
Total Requirements	232,423	245,635	282,694	273,810	273,810	273,810
COMMUNICATION STUDIES						
Personnel Services	82,558	78,838	76,305	84,705	84,705	84,705
Fringe Benefits	25,977	24,325	28,701	27,931	27,931	27,931
Materials and Services	150	289	300	300	300	300
Capital Outlay	-	-	-	-	-	-
Total Requirements	108,685	103,451	105,306	112,936	112,936	112,936

Expenditures by Organization: Instruction

INSTRUCTION	Fiscal Year 2011-2012 ACTUAL Amounts	Fiscal Year 2012-2013 ACTUAL Amounts	Fiscal Year 2013-2014 CURRENT Budget	Fiscal Year 2014-2015 PROPOSED Budget	Fiscal Year 2014-2015 APPROVED Budget	**Fiscal Year 2014-2015 ADOPTED Budget**
COMPUTER INFO SYSTEMS						
Personnel Services	225,933	206,264	193,703	185,486	185,486	185,486
Fringe Benefits	55,219	53,272	68,847	58,614	58,614	58,614
Materials and Services	872	3,383	3,000	3,000	3,000	3,000
Capital Outlay	-	-	-	5,000	5,000	5,000
Total Requirements	282,025	262,920	265,550	252,100	252,100	252,100
CONSTRUCTION TECHNOLOGY						
Personnel Services	67,122	52,415	-	-	-	-
Fringe Benefits	28,059	28,082	-	-	-	-
Materials and Services	9,114	6,296	-	-	-	-
Capital Outlay	-	-	-	-	-	-
Total Requirements	104,296	86,793	-	-	-	-
CRIMINAL JUSTICE						
Personnel Services	76,835	64,063	64,415	82,576	82,576	82,576
Fringe Benefits	8,168	6,437	12,721	13,906	13,906	13,906
Materials and Services	1,796	2,276	1,800	2,300	2,300	2,300
Capital Outlay	-	-	-	-	-	-
Total Requirements	86,799	72,776	78,936	98,782	98,782	98,782
CULINARY ARTS						
Personnel Services	64,571	62,883	66,927	91,784	91,784	91,784
Fringe Benefits	23,513	18,359	27,226	22,485	22,485	22,485
Materials and Services	55,124	64,998	57,827	65,000	65,000	65,000
Capital Outlay	-	-	-	-	-	-
Total Requirements	143,208	146,240	151,980	179,269	179,269	179,269

Expenditures by Organization: Instruction

INSTRUCTION	Fiscal Year 2011-2012 ACTUAL Amounts	Fiscal Year 2012-2013 ACTUAL Amounts	Fiscal Year 2013-2014 CURRENT Budget	Fiscal Year 2014-2015 PROPOSED Budget	Fiscal Year 2014-2015 APPROVED Budget	**Fiscal Year 2014-2015 ADOPTED Budget**
DENTAL ASSISTING						
Personnel Services	46,389	48,686	50,307	53,572	53,572	53,572
Fringe Benefits	19,389	20,287	23,740	22,855	22,855	22,855
Materials and Services	49	-	-	-	-	-
Capital Outlay	-	-	-	-	-	-
Total Requirements	65,827	68,973	74,047	76,427	76,427	76,427
DENTAL HYGIENE						
Personnel Services	14,602	-	-	-	-	-
Fringe Benefits	1,326	-	-	-	-	-
Materials and Services	9,280	-	-	-	-	-
Capital Outlay	-	-	-	-	-	-
Total Requirements	25,208	-	-	-	-	-
EDUCATION						
Personnel Services	59,070	55,556	58,102	60,314	60,314	60,314
Fringe Benefits	6,188	6,386	12,093	10,648	10,648	10,648
Materials and Services	737	371	1,800	700	700	700
Capital Outlay	-	-	-	-	-	-
Total Requirements	65,994	62,313	71,995	71,662	71,662	71,662
E.M.T						
Personnel Services	113,975	93,504	97,002	100,500	100,500	100,500
Fringe Benefits	28,395	25,731	33,203	31,422	31,422	31,422
Materials and Services	6,273	6,772	5,000	6,963	6,963	6,963
Capital Outlay	-	-	-	-	-	-
Total Requirements	148,643	126,007	135,205	138,885	138,885	138,885

Expenditures by Organization: Instruction

INSTRUCTION	Fiscal Year 2011-2012 ACTUAL Amounts	Fiscal Year 2012-2013 ACTUAL Amounts	Fiscal Year 2013-2014 CURRENT Budget	Fiscal Year 2014-2015 PROPOSED Budget	Fiscal Year 2014-2015 APPROVED Budget	**Fiscal Year 2014-2015 ADOPTED Budget**
ENGINEERING						
Personnel Services	117,669	115,153	116,579	131,495	131,495	131,495
Fringe Benefits	40,665	42,005	51,604	50,854	50,854	50,854
Materials and Services	3,757	3,144	3,150	3,150	3,150	3,150
Capital Outlay	-	-	-	-	-	-
Total Requirements	162,091	160,303	171,333	185,499	185,499	185,499
ENGLISH						
Personnel Services	384,505	367,356	377,858	409,889	409,889	409,889
Fringe Benefits	94,576	107,848	128,772	122,997	122,997	122,997
Materials and Services	11,953	10,956	11,500	10,000	10,000	10,000
Capital Outlay	-	-	-	-	-	-
Total Requirements	491,033	486,160	518,130	542,887	542,887	542,887
EXTRA SECTIONS A&S						
Personnel Services	-	4,992	31,000	27,000	27,000	27,000
Fringe Benefits	-	539	6,197	4,547	4,547	4,547
Materials and Services	-	-	-	13,000	13,000	13,000
Capital Outlay	-	-	-	-	-	-
Total Requirements	-	5,531	37,197	44,547	44,547	44,547
EXTRA SECTIONS CTE						
Personnel Services	-	-	42,000	42,000	42,000	42,000
Fringe Benefits	-	-	8,396	7,073	7,073	7,073
Materials and Services	-	-	-	-	-	-
Capital Outlay	-	-	-	-	-	-
Total Requirements	-	-	50,396	49,073	49,073	49,073

Expenditures by Organization: Instruction

INSTRUCTION	Fiscal Year 2011-2012 ACTUAL Amounts	Fiscal Year 2012-2013 ACTUAL Amounts	Fiscal Year 2013-2014 CURRENT Budget	Fiscal Year 2014-2015 PROPOSED Budget	Fiscal Year 2014-2015 APPROVED Budget	**Fiscal Year 2014-2015 ADOPTED Budget**
FIRE SCIENCE						
Personnel Services	81,465	73,778	84,544	51,669	51,669	51,669
Fringe Benefits	22,629	18,091	31,828	8,896	8,896	8,896
Materials and Services	3,969	5,289	4,500	10,000	10,000	10,000
Capital Outlay	-	-	-	-	-	-
Total Requirements	108,064	97,159	120,872	70,565	70,565	70,565
FOREIGN LANGUAGE						
Personnel Services	104,012	105,889	111,211	115,529	115,529	115,529
Fringe Benefits	37,330	41,248	50,705	48,325	48,325	48,325
Materials and Services	547	298	300	200	200	200
Capital Outlay	-	-	-	-	-	-
Total Requirements	141,889	147,436	162,216	164,054	164,054	164,054
HUMAN SERVICES						
Personnel Services	22,202	66,540	65,142	70,302	70,302	70,302
Fringe Benefits	1,883	17,833	24,171	22,937	22,937	22,937
Materials and Services	15,756	15,251	13,800	16,000	16,000	16,000
Capital Outlay	-	-	-	-	-	-
Total Requirements	39,842	99,624	103,113	109,239	109,239	109,239
INSTRUCTIONAL EQUIPMENT						
Personnel Services	-	-	-	-	-	-
Fringe Benefits	-	-	-	-	-	-
Materials and Services	22,141	17,821	-	-	-	-
Capital Outlay	32,514	46,931	67,500	45,000	45,000	45,000
Total Requirements	54,656	64,752	67,500	45,000	45,000	45,000

Expenditures by Organization: Instruction

INSTRUCTION	Fiscal Year 2011-2012 ACTUAL Amounts	Fiscal Year 2012-2013 ACTUAL Amounts	Fiscal Year 2013-2014 CURRENT Budget	Fiscal Year 2014-2015 PROPOSED Budget	Fiscal Year 2014-2015 APPROVED Budget	**Fiscal Year 2014-2015 ADOPTED Budget**
JOB CORPS						
Personnel Services	238,341	238,576	239,590	232,716	232,716	232,716
Fringe Benefits	55,615	62,445	88,876	72,629	72,629	72,629
Materials and Services	5,533	3,242	7,000	10,000	10,000	10,000
Capital Outlay	-	-	-	-	-	-
Total Requirements	299,490	304,264	335,466	315,345	315,345	315,345
JOURNALISM						
Personnel Services	24,834	25,806	27,782	30,734	30,734	30,734
Fringe Benefits	9,501	9,814	11,848	11,539	11,539	11,539
Materials and Services	3,128	3,229	2,700	3,000	3,000	3,000
Capital Outlay	-	-	-	-	-	-
Total Requirements	37,463	38,849	42,330	45,273	45,273	45,273
LEARNING SKILLS CENTER						
Personnel Services	368,935	269,618	252,773	252,110	252,110	252,110
Fringe Benefits	77,419	65,492	82,087	75,483	75,483	75,483
Materials and Services	7,308	5,692	4,700	4,700	4,700	4,700
Capital Outlay	-	-	-	-	-	-
Total Requirements	453,662	340,802	339,560	332,293	332,293	332,293
MATH						
Personnel Services	423,932	406,178	374,408	429,788	429,788	429,788
Fringe Benefits	112,026	114,886	140,537	140,455	140,455	140,455
Materials and Services	8,731	7,379	8,950	7,500	7,500	7,500
Capital Outlay	-	-	-	-	-	-
Total Requirements	544,689	528,443	523,895	577,743	577,743	577,743

Expenditures by Organization: Instruction

INSTRUCTION	Fiscal Year 2011-2012 ACTUAL Amounts	Fiscal Year 2012-2013 ACTUAL Amounts	Fiscal Year 2013-2014 CURRENT Budget	Fiscal Year 2014-2015 PROPOSED Budget	Fiscal Year 2014-2015 APPROVED Budget	**Fiscal Year 2014-2015 ADOPTED Budget**
MUSIC						
Personnel Services	125,601	109,311	97,771	103,200	103,200	103,200
Fringe Benefits	28,295	26,285	34,143	32,481	32,481	32,481
Materials and Services	14,667	4,490	9,000	5,000	5,000	5,000
Capital Outlay	-	-	-	-	-	-
Total Requirements	168,563	140,086	140,914	140,681	140,681	140,681
NURSING						
Personnel Services	617,606	594,322	534,901	604,393	604,393	604,393
Fringe Benefits	182,722	173,266	238,301	218,699	218,699	218,699
Materials and Services	9	-	-	-	-	-
Capital Outlay	-	-	-	-	-	-
Total Requirements	800,337	767,589	773,202	823,092	823,092	823,092
PARALEGAL						
Personnel Services	52,584	74,033	70,018	75,870	75,870	75,870
Fringe Benefits	14,681	21,624	27,680	26,610	26,610	26,610
Materials and Services	407	109	-	-	-	-
Capital Outlay	-	-	-	-	-	-
Total Requirements	67,672	95,767	97,698	102,480	102,480	102,480
PHYSICAL ED & HEALTH						
Personnel Services	288,893	280,532	248,809	364,408	364,408	364,408
Fringe Benefits	86,580	88,289	106,098	133,598	133,598	133,598
Materials and Services	2,685	710	2,340	800	800	800
Capital Outlay	-	-	-	-	-	-
Total Requirements	378,158	369,530	357,247	498,807	498,807	498,807

Expenditures by Organization: Instruction

INSTRUCTION	Fiscal Year 2011-2012 ACTUAL Amounts	Fiscal Year 2012-2013 ACTUAL Amounts	Fiscal Year 2013-2014 CURRENT Budget	Fiscal Year 2014-2015 PROPOSED Budget	Fiscal Year 2014-2015 APPROVED Budget	**Fiscal Year 2014-2015 ADOPTED Budget**
PRACTICAL NURSING						
Personnel Services	66,952	77,710	78,485	73,393	73,393	73,393
Fringe Benefits	22,550	24,589	33,598	26,193	26,193	26,193
Materials and Services	-	-	-	-	-	-
Capital Outlay	-	-	-	-	-	-
Total Requirements	89,502	102,299	112,083	99,586	99,586	99,586
PROGRAM DEVELOPMENT						
Personnel Services	23,377	27,329	17,827	20,000	20,000	20,000
Fringe Benefits	2,960	3,196	3,564	3,368	3,368	3,368
Materials and Services	15,015	33,452	50,000	35,000	35,000	35,000
Capital Outlay	143,868	-	-	-	-	-
Total Requirements	185,220	63,976	71,391	58,368	58,368	58,368
SCIENCE						
Personnel Services	539,807	522,685	512,307	551,870	551,870	551,870
Fringe Benefits	169,052	174,528	216,452	211,987	211,987	211,987
Materials and Services	8,018	7,466	7,640	6,240	6,240	6,240
Capital Outlay	-	-	-	-	-	-
Total Requirements	716,876	704,679	736,399	770,097	770,097	770,097
SMALL BUSINESS MANAGEMENT						
Personnel Services	52,502	65,719	59,944	88,491	88,491	88,491
Fringe Benefits	10,427	22,494	33,435	42,992	42,992	42,992
Materials and Services	153	-	-	-	-	-
Capital Outlay	-	-	-	-	-	-
Total Requirements	63,082	88,213	93,379	131,483	131,483	131,483

Expenditures by Organization: Instruction

INSTRUCTION	Fiscal Year 2011-2012 ACTUAL Amounts	Fiscal Year 2012-2013 ACTUAL Amounts	Fiscal Year 2013-2014 CURRENT Budget	Fiscal Year 2014-2015 PROPOSED Budget	Fiscal Year 2014-2015 APPROVED Budget	**Fiscal Year 2014-2015 ADOPTED Budget**
SOCIAL SCIENCE						
Personnel Services	360,076	299,350	316,124	316,302	316,302	316,302
Fringe Benefits	97,955	81,048	109,006	98,803	98,803	98,803
Materials and Services	7,135	6,558	6,500	6,500	6,500	6,500
Capital Outlay	-	-	-	-	-	-
Total Requirements	465,166	386,956	431,630	421,605	421,605	421,605
THEATER						
Personnel Services	54,448	54,611	46,120	50,106	50,106	50,106
Fringe Benefits	20,129	16,958	26,546	22,271	22,271	22,271
Materials and Services	2,870	2,920	3,500	3,000	3,000	3,000
Capital Outlay	-	-	-	-	-	-
Total Requirements	77,447	74,489	76,166	75,377	75,377	75,377
TUTORING						
Personnel Services	46,111	38,975	43,821	47,300	47,300	47,300
Fringe Benefits	2,427	5,418	13,609	12,469	12,469	12,469
Materials and Services	153	390	200	975	975	975
Capital Outlay	-	-	-	-	-	-
Total Requirements	48,690	44,783	57,630	60,745	60,745	60,745
UCC LEADERSHIP						
Personnel Services	-	-	-	-	-	-
Fringe Benefits	-	-	-	-	-	-
Materials and Services	-	3,474	8,000	5,000	5,000	5,000
Capital Outlay	-	-	-	-	-	-
Total Requirements	-	3,474	8,000	5,000	5,000	5,000

Expenditures by Organization: Instruction

INSTRUCTION	Fiscal Year 2011-2012 ACTUAL Amounts	Fiscal Year 2012-2013 ACTUAL Amounts	Fiscal Year 2013-2014 CURRENT Budget	Fiscal Year 2014-2015 PROPOSED Budget	Fiscal Year 2014-2015 APPROVED Budget	**Fiscal Year 2014-2015 ADOPTED Budget**
VITICULTURE AND ENOLOGY						
Personnel Services	154,304	161,485	169,722	173,591	173,591	173,591
Fringe Benefits	59,623	62,525	69,574	70,114	70,114	70,114
Materials and Services	31,397	26,520	55,800	30,000	30,000	30,000
Capital Outlay	-	33,125	-	-	-	-
Total Requirements	245,324	283,655	295,096	273,705	273,705	273,705
WELDING						
Personnel Services	59,459	62,900	56,485	65,328	65,328	65,328
Fringe Benefits	21,198	22,303	24,975	24,885	24,885	24,885
Materials and Services	3,966	5,472	4,680	5,650	5,650	5,650
Capital Outlay	-	-	-	-	-	-
Total Requirements	84,624	90,675	86,140	95,863	95,863	95,863
WORKFORCE TRAINING						
Personnel Services	5,208	6,424	7,675	7,600	7,600	7,600
Fringe Benefits	481	593	1,534	1,280	1,280	1,280
Materials and Services	44,644	38,193	43,000	44,110	44,110	44,110
Capital Outlay	-	-	-	-	-	-
Total Requirements	50,333	45,210	52,209	52,990	52,990	52,990
TOTAL INSTRUCTION	8,878,132	8,446,955	8,846,580	9,202,098	9,202,098	9,202,098

Expenditures by Organization: Instructional Support

INSTRUCTIONAL SUPPORT	Fiscal Year 2011-2012 ACTUAL Amounts	Fiscal Year 2012-2013 ACTUAL Amounts	Fiscal Year 2013-2014 CURRENT Budget	Fiscal Year 2014-2015 PROPOSED Budget	Fiscal Year 2014-2015 APPROVED Budget	**Fiscal Year 2014-2015 ADOPTED Budget**
ACADEMIC DEVELOPMENT						
Personnel Services	118,395	171,812	218,993	232,355	232,355	232,355
Fringe Benefits	53,409	80,766	114,531	109,738	109,738	109,738
Materials and Services	2,709	2,586	2,200	2,500	2,500	2,500
Capital Outlay	-	-	-	-	-	-
Total Requirements	174,512	255,164	335,724	344,593	344,593	344,593
ACADEMIC PARTNERSHIPS (FORMER COLLEGE NOW)						
Personnel Services	12,551	30,931	39,550	96,995	96,995	96,995
Fringe Benefits	1,982	10,065	18,312	47,641	47,641	47,641
Materials and Services	1,328	2,886	4,000	3,000	3,000	3,000
Capital Outlay	-	-	-	-	-	-
Total Requirements	15,860	43,881	61,861	147,636	147,636	147,636
ACCREDITATION						
Personnel Services	-	5,501	-	-	-	-
Fringe Benefits	-	445	-	-	-	-
Materials and Services	-	12,246	13,500	4,000	4,000	4,000
Capital Outlay	-	-	-	-	-	-
Total Requirements	-	18,191	13,500	4,000	4,000	4,000
ADJUNCT FACULTY STAFF DEVELOPMENT						
Personnel Services	-	-	-	-	-	-
Fringe Benefits	-	-	-	-	-	-
Materials and Services	2,779	3,450	3,000	3,000	3,000	3,000
Capital Outlay	-	-	-	-	-	-
Total Requirements	2,779	3,450	3,000	3,000	3,000	3,000

Expenditures by Organization: Instructional Support

INSTRUCTIONAL SUPPORT	Fiscal Year 2011-2012 ACTUAL Amounts	Fiscal Year 2012-2013 ACTUAL Amounts	Fiscal Year 2013-2014 CURRENT Budget	Fiscal Year 2014-2015 PROPOSED Budget	Fiscal Year 2014-2015 APPROVED Budget	**Fiscal Year 2014-2015 ADOPTED Budget**
ARTS & SCIENCES						
Personnel Services	182,414	179,263	190,489	199,976	199,976	199,976
Fringe Benefits	77,008	79,383	99,587	97,986	97,986	97,986
Materials and Services	2,980	2,450	3,240	4,220	4,220	4,220
Capital Outlay	-	-	-	-	-	-
Total Requirements	262,402	261,096	293,316	302,182	302,182	302,182
CAREER & TECHNICAL EDUCATION						
Personnel Services	210,720	195,687	199,872	184,479	184,479	184,479
Fringe Benefits	79,344	76,637	102,261	82,577	82,577	82,577
Materials and Services	6,946	9,351	12,637	10,270	10,270	10,270
Capital Outlay	-	-	-	-	-	-
Total Requirements	297,010	281,676	314,770	277,326	277,326	277,326
CURRICULUM & INSTRUCTION						
Personnel Services	83,338	22,289	-	-	-	-
Fringe Benefits	36,187	7,102	-	-	-	-
Materials and Services	3,754	1,198	-	-	-	-
Capital Outlay	-	-	-	-	-	-
Total Requirements	123,279	30,590	-	-	-	-
FACULTY RETREAT						
Personnel Services	-	1,850	1,850	2,000	2,000	2,000
Fringe Benefits	-	220	370	337	337	337
Materials and Services	8,817	8,745	12,450	8,500	8,500	8,500
Capital Outlay	-	-	-	-	-	-
Total Requirements	8,817	10,815	14,670	10,837	10,837	10,837

Expenditures by Organization: Instructional Support

INSTRUCTIONAL SUPPORT	Fiscal Year 2011-2012 ACTUAL Amounts	Fiscal Year 2012-2013 ACTUAL Amounts	Fiscal Year 2013-2014 CURRENT Budget	Fiscal Year 2014-2015 PROPOSED Budget	Fiscal Year 2014-2015 APPROVED Budget	**Fiscal Year 2014-2015 ADOPTED Budget**
FACULTY STAFF DEVELOPMENT						
Personnel Services	-	-	-	-	-	-
Fringe Benefits	-	-	-	-	-	-
Materials and Services	24,027	37,017	51,574	54,231	54,231	54,231
Capital Outlay	-	-	-	-	-	-
Total Requirements	24,027	37,017	51,574	54,231	54,231	54,231
LIBRARY						
Personnel Services	213,399	215,425	212,602	212,994	212,994	212,994
Fringe Benefits	73,198	66,033	99,216	91,273	91,273	91,273
Materials and Services	77,815	83,613	91,400	84,000	84,000	84,000
Capital Outlay	-	-	-	-	-	-
Total Requirements	364,413	365,071	403,218	388,267	388,267	388,267
MEDIA SERVICES (moved into IT)						
Personnel Services	53,576	56,122	-	-	-	-
Fringe Benefits	21,998	22,814	-	-	-	-
Materials and Services	2,801	4,052	-	-	-	-
Capital Outlay	-	-	-	-	-	-
Total Requirements	78,375	82,989	-	-	-	-
PATHWAYS MATCH						
Personnel Services	1,820	7,422	-	8,975	8,975	8,975
Fringe Benefits	639	2,424	-	2,914	2,914	2,914
Materials and Services	-	-	-	-	-	-
Capital Outlay	-	-	-	-	-	-
Total Requirements	2,460	9,846	-	11,888	11,888	11,888

Expenditures by Organization: Instructional Support

INSTRUCTIONAL SUPPORT	Fiscal Year 2011-2012 ACTUAL Amounts	Fiscal Year 2012-2013 ACTUAL Amounts	Fiscal Year 2013-2014 CURRENT Budget	Fiscal Year 2014-2015 PROPOSED Budget	Fiscal Year 2014-2015 APPROVED Budget	**Fiscal Year 2014-2015 ADOPTED Budget**
SABBATICAL						
Personnel Services	-	6,036	55,000	55,000	55,000	55,000
Fringe Benefits	-	724	10,995	9,262	9,262	9,262
Materials and Services	-	-	-	-	-	-
Capital Outlay	-	-	-	-	-	-
Total Requirements	-	6,760	65,995	64,262	64,262	64,262
SUPERVISION OF INSTRUCTION						
Personnel Services	101,943	128,593	142,264	125,776	125,776	125,776
Fringe Benefits	19,020	19,028	55,933	41,680	41,680	41,680
Materials and Services	11,032	7,213	8,550	7,200	7,200	7,200
Capital Outlay	-	-	-	-	-	-
Total Requirements	131,995	154,834	206,749	174,656	174,656	174,656
TEACHING LEARNING ASSESMENT						
Personnel Services	-	-	24,000	20,000	20,000	20,000
Fringe Benefits	-	-	4,798	3,368	3,368	3,368
Materials and Services	-	47,617	51,000	51,000	51,000	51,000
Capital Outlay	-	-	-	-	-	-
Total Requirements	-	47,617	79,798	74,368	74,368	74,368
WORKFORCE & COMMUNITY EDUCATION						
Personnel Services	43,284	56,323	23,112	24,077	24,077	24,077
Fringe Benefits	13,573	14,642	14,563	13,475	13,475	13,475
Materials and Services	10,475	8,213	9,550	8,500	8,500	8,500
Capital Outlay	-	-	-	-	-	-
Total Requirements	67,332	79,179	47,225	46,052	46,052	46,052
TOTAL INSTRUCTIONAL SUPPORT	1,553,262	1,688,177	1,891,398	1,903,298	1,903,298	1,903,298

Expenditures by Organization: Student Services

STUDENT DEVELOPMENT	Fiscal Year 2011-2012 ACTUAL Amounts	Fiscal Year 2012-2013 ACTUAL Amounts	Fiscal Year 2013-2014 CURRENT Budget	Fiscal Year 2014-2015 PROPOSED Budget	Fiscal Year 2014-2015 APPROVED Budget	**Fiscal Year 2014-2015 ADOPTED Budget**
COUNSELING, TESTING, ADVISING						
Personnel Services	360,483	385,846	426,418	448,610	448,610	448,610
Fringe Benefits	128,619	143,078	195,650	193,870	193,870	193,870
Materials and Services	49,530	36,218	35,030	25,502	25,502	25,502
Capital Outlay	-	-	-	-	-	-
Total Requirements	538,632	565,142	657,098	667,982	667,982	667,982
DISABLED STUDENT SERVICES						
Personnel Services	28,590	56,760	71,499	74,626	74,626	74,626
Fringe Benefits	3,265	20,898	31,699	26,073	26,073	26,073
Materials and Services	6,781	5,946	12,400	10,540	10,540	10,540
Capital Outlay	-	-	-	-	-	-
Total Requirements	38,636	83,603	115,598	111,239	111,239	111,239
ENROLLMENT SERVICES						
Personnel Services	242,832	250,037	262,015	266,799	266,799	266,799
Fringe Benefits	96,706	94,947	137,157	132,452	132,452	132,452
Materials and Services	26,879	25,264	32,418	28,361	28,361	28,361
Capital Outlay	-	-	-	-	-	-
Total Requirements	366,417	370,248	431,590	427,611	427,611	427,611
FINANCIAL AID						
Personnel Services	236,188	224,742	234,378	276,718	276,718	276,718
Fringe Benefits	97,202	94,128	132,649	151,524	151,524	151,524
Materials and Services	11,184	12,194	11,200	15,912	15,912	15,912
Capital Outlay	-	-	-	-	-	-
Total Requirements	344,574	331,065	378,227	444,155	444,155	444,155

Expenditures by Organization: Student Services

STUDENT DEVELOPMENT	Fiscal Year 2011-2012 ACTUAL Amounts	Fiscal Year 2012-2013 ACTUAL Amounts	Fiscal Year 2013-2014 CURRENT Budget	Fiscal Year 2014-2015 PROPOSED Budget	Fiscal Year 2014-2015 APPROVED Budget	**Fiscal Year 2014-2015 ADOPTED Budget**
GENERAL ATHLETICS						
Personnel Services	3,865	5,879	5,150	18,226	18,226	18,226
Fringe Benefits	217	428	1,029	8,176	8,176	8,176
Materials and Services	5,014	6,018	6,006	8,442	8,442	8,442
Capital Outlay	-	-	-	-	-	-
Total Requirements	9,096	12,325	12,185	34,844	34,844	34,844
MEN'S BASKETBALL						
Personnel Services	7,369	7,069	7,090	9,985	9,985	9,985
Fringe Benefits	978	925	1,417	2,922	2,922	2,922
Materials and Services	9,314	11,896	11,896	11,896	11,896	11,896
Capital Outlay	-	-	-	-	-	-
Total Requirements	17,662	19,891	20,403	24,803	24,803	24,803
RECRUITMENT						
Personnel Services	29,716	33,110	37,046	41,058	41,058	41,058
Fringe Benefits	16,604	17,611	21,169	20,828	20,828	20,828
Materials and Services	4,804	4,242	16,500	5,456	5,456	5,456
Capital Outlay	-	-	-	-	-	-
Total Requirements	51,124	54,964	74,715	67,342	67,342	67,342
STUDENT DEVELOPMENT ADMINISTRATION						
Personnel Services	120,381	34,192	164,222	158,494	158,494	158,494
Fringe Benefits	42,451	16,807	75,558	59,874	59,874	59,874
Materials and Services	4,828	4,593	27,678	5,580	5,580	5,580
Capital Outlay	-	-	-	-	-	-
Total Requirements	167,659	55,593	267,458	223,948	223,948	223,948

Expenditures by Organization: Student Services

STUDENT DEVELOPMENT	Fiscal Year 2011-2012 ACTUAL Amounts	Fiscal Year 2012-2013 ACTUAL Amounts	Fiscal Year 2013-2014 CURRENT Budget	Fiscal Year 2014-2015 PROPOSED Budget	Fiscal Year 2014-2015 APPROVED Budget	**Fiscal Year 2014-2015 ADOPTED Budget**
WOMEN'S BASKETBALL						
Personnel Services	2,069	2,069	2,090	5,000	5,000	5,000
Fringe Benefits	324	319	418	842	842	842
Materials and Services	12,389	14,122	13,596	14,122	14,122	14,122
Capital Outlay	-	-	-	-	-	-
Total Requirements	14,782	16,510	16,104	19,964	19,964	19,964
TOTAL STUDENT SERVICES	1,548,583	1,509,340	1,973,378	2,021,889	2,021,889	2,021,889

Expenditures by Organization: College Support Services

COLLEGE SUPPORT SERVICES	Fiscal Year 2011-2012 ACTUAL Amounts	Fiscal Year 2012-2013 ACTUAL Amounts	Fiscal Year 2013-2014 CURRENT Budget	Fiscal Year 2014-2015 PROPOSED Budget	Fiscal Year 2014-2015 APPROVED Budget	**Fiscal Year 2014-2015 ADOPTED Budget**
ADMINISTRATIVE PLANNING						
Personnel Services	108	-	3,243	3,243	3,243	3,243
Fringe Benefits	62	-	648	546	546	546
Materials and Services	48,519	17,941	80,000	50,000	50,000	50,000
Capital Outlay	-	-	-	-	-	-
Total Requirements	48,689	17,941	83,891	53,789	53,789	53,789
ADMINISTRATIVE & EXEMPT STAFF DEVELOPMENT						
Personnel Services	-	-	-	-	-	-
Fringe Benefits	-	-	-	-	-	-
Materials and Services	5,521	4,589	17,568	10,000	10,000	10,000
Capital Outlay	-	-	-	-	-	-
Total Requirements	5,521	4,589	17,568	10,000	10,000	10,000
ALUMNI DEVELOPMENT						
Personnel Services	-	-	-	-	-	-
Fringe Benefits	-	-	-	-	-	-
Materials and Services	347	1,442	1,350	1,200	1,200	1,200
Capital Outlay	-	-	-	-	-	-
Total Requirements	347	1,442	1,350	1,200	1,200	1,200
BOARD OF EDUCATION						
Personnel Services	-	-	-	-	-	-
Fringe Benefits	-	-	-	-	-	-
Materials and Services	11,554	18,476	15,215	13,500	13,500	13,500
Capital Outlay	-	-	-	-	-	-
Total Requirements	11,554	18,476	15,215	13,500	13,500	13,500

Expenditures by Organization: College Support Services

COLLEGE SUPPORT SERVICES	Fiscal Year 2011-2012 ACTUAL Amounts	Fiscal Year 2012-2013 ACTUAL Amounts	Fiscal Year 2013-2014 CURRENT Budget	Fiscal Year 2014-2015 PROPOSED Budget	Fiscal Year 2014-2015 APPROVED Budget	**Fiscal Year 2014-2015 ADOPTED Budget**
BUDGET DEVELOPMENT						
Personnel Services	52,658	66,134	81,078	62,380	62,380	62,380
Fringe Benefits	20,147	22,243	31,397	24,469	24,469	24,469
Materials and Services	4,388	5,562	7,650	5,600	5,600	5,600
Capital Outlay	-	-	-	-	-	-
Total Requirements	77,193	93,939	120,125	92,449	92,449	92,449
CAMPUS EVENTS						
Personnel Services	-	-	-	-	-	-
Fringe Benefits	-	-	-	-	-	-
Materials and Services	2,410	4,752	4,500	4,500	4,500	4,500
Capital Outlay	-	-	-	-	-	-
Total Requirements	2,410	4,752	4,500	4,500	4,500	4,500
CAMPUS TECHNOLOGY						
Personnel Services	-	-	-	-	-	-
Fringe Benefits	-	-	-	-	-	-
Materials and Services	58,592	55,984	54,000	56,000	56,000	56,000
Capital Outlay	-	-	-	-	-	-
Total Requirements	58,592	55,984	54,000	56,000	56,000	56,000
COLLEGE MEMBERSHIP DUES						
Personnel Services	-	-	-	-	-	-
Fringe Benefits	-	-	-	-	-	-
Materials and Services	51,773	53,643	61,250	63,700	63,700	63,700
Capital Outlay	-	-	-	-	-	-
Total Requirements	51,773	53,643	61,250	63,700	63,700	63,700

Expenditures by Organization: College Support Services

COLLEGE SUPPORT SERVICES	Fiscal Year 2011-2012 ACTUAL Amounts	Fiscal Year 2012-2013 ACTUAL Amounts	Fiscal Year 2013-2014 CURRENT Budget	Fiscal Year 2014-2015 PROPOSED Budget	Fiscal Year 2014-2015 APPROVED Budget	**Fiscal Year 2014-2015 ADOPTED Budget**
COMMUNITY RELATIONS						
Personnel Services	119,499	121,190	162,132	199,261	199,261	199,261
Fringe Benefits	50,384	45,626	82,185	94,277	94,277	94,277
Materials and Services	249,384	174,629	192,690	210,629	210,629	210,629
Capital Outlay	6,214	-	-	-	-	-
Total Requirements	425,481	341,445	437,007	504,167	504,167	504,167
EMERGENT NEED PERSONNEL						
Personnel Services	15,026	2,203	22,500	22,500	22,500	22,500
Fringe Benefits	1,313	261	4,498	3,789	3,789	3,789
Materials and Services	-	-	2,250	-	-	-
Capital Outlay	-	-	-	-	-	-
Total Requirements	16,339	2,464	29,248	26,289	26,289	26,289
FINANCE OFFICE						
Personnel Services	241,054	259,610	283,027	341,633	341,633	341,633
Fringe Benefits	102,100	125,137	148,842	159,026	159,026	159,026
Materials and Services	305,938	202,282	202,945	203,000	203,000	203,000
Capital Outlay	6,302	-	-	-	-	-
Total Requirements	655,394	587,029	634,813	703,660	703,660	703,660
FOUNDATION SUPPORT						
Personnel Services	130,677	130,053	138,225	141,645	141,645	141,645
Fringe Benefits	45,816	41,948	64,194	60,833	60,833	60,833
Materials and Services	36,782	35,651	32,553	31,032	31,032	31,032
Capital Outlay	-	-	-	-	-	-
Total Requirements	213,275	207,652	234,972	233,510	233,510	233,510

Expenditures by Organization: College Support Services

COLLEGE SUPPORT SERVICES	Fiscal Year 2011-2012 ACTUAL Amounts	Fiscal Year 2012-2013 ACTUAL Amounts	Fiscal Year 2013-2014 CURRENT Budget	Fiscal Year 2014-2015 PROPOSED Budget	Fiscal Year 2014-2015 APPROVED Budget	**Fiscal Year 2014-2015 ADOPTED Budget**
GRANTS						
Personnel Services	47,813	48,153	48,934	50,590	50,590	50,590
Fringe Benefits	19,443	19,071	20,482	19,339	19,339	19,339
Materials and Services	3,574	3,216	3,478	3,478	3,478	3,478
Capital Outlay	-	-	-	-	-	-
Total Requirements	70,830	70,440	72,894	73,407	73,407	73,407
HARVEST FESTIVAL						
Personnel Services	-	-	-	-	-	-
Fringe Benefits	-	-	-	-	-	-
Materials and Services	-	2,192	3,600	2,900	2,900	2,900
Capital Outlay	-	-	-	-	-	-
Total Requirements	-	2,192	3,600	2,900	2,900	2,900
HUMAN RESOURCES						
Personnel Services	146,571	145,525	155,520	165,160	165,160	165,160
Fringe Benefits	58,310	55,905	83,287	83,817	83,817	83,817
Materials and Services	98,726	61,215	117,000	100,000	100,000	100,000
Capital Outlay	-	17,456	-	-	-	-
Total Requirements	303,607	280,101	355,807	348,977	348,977	348,977
INFORMATIONAL TECHNOLOGY						
Personnel Services	420,806	517,443	672,672	677,523	677,523	677,523
Fringe Benefits	176,500	201,787	334,307	318,591	318,591	318,591
Materials and Services	317,991	437,872	197,200	207,500	207,500	207,500
Capital Outlay	-	6,500	-	-	-	-
Total Requirements	915,297	1,163,602	1,204,179	1,203,614	1,203,614	1,203,614

Expenditures by Organization: College Support Services

COLLEGE SUPPORT SERVICES	Fiscal Year 2011-2012 ACTUAL Amounts	Fiscal Year 2012-2013 ACTUAL Amounts	Fiscal Year 2013-2014 CURRENT Budget	Fiscal Year 2014-2015 PROPOSED Budget	Fiscal Year 2014-2015 APPROVED Budget	**Fiscal Year 2014-2015 ADOPTED Budget**
INSTITUTIONAL RESEARCH & PLANNING						
Personnel Services	64,170	69,673	73,076	55,304	55,304	55,304
Fringe Benefits	12,360	13,281	34,298	23,263	23,263	23,263
Materials and Services	8,943	6,336	4,000	4,200	4,200	4,200
Capital Outlay	-	-	-	-	-	-
Total Requirements	85,473	89,290	111,374	82,766	82,766	82,766
KAUFMANN MATCH						
Personnel Services	-	-	-	-	0	0
Fringe Benefits	-	-	-	-	0	0
Materials and Services	-	-	-	12,500	12,500	12,500
Capital Outlay	-	-	-	-	0	0
Total Requirements	-	-	-	12,500	12,500	12,500
LEGAL AND AUDITING						
Personnel Services	-	-	-	-	-	-
Fringe Benefits	-	-	-	-	-	-
Materials and Services	113,381	178,977	220,000	180,000	180,000	180,000
Capital Outlay	-	-	-	-	-	-
Total Requirements	113,381	178,977	220,000	180,000	180,000	180,000
LIABILITY INSURANCE						
Personnel Services	-	-	-	-	-	-
Fringe Benefits	-	-	-	-	-	-
Materials and Services	43,722	51,327	50,000	66,000	66,000	66,000
Capital Outlay	-	-	-	-	-	-
Total Requirements	43,722	51,327	50,000	66,000	66,000	66,000

Expenditures by Organization: College Support Services

COLLEGE SUPPORT SERVICES	Fiscal Year 2011-2012 ACTUAL Amounts	Fiscal Year 2012-2013 ACTUAL Amounts	Fiscal Year 2013-2014 CURRENT Budget	Fiscal Year 2014-2015 PROPOSED Budget	Fiscal Year 2014-2015 APPROVED Budget	**Fiscal Year 2014-2015 ADOPTED Budget**
MAIL ROOM						
Personnel Services	23,464	23,160	23,360	24,061	24,061	24,061
Fringe Benefits	2,677	2,703	6,515	2,081	2,081	2,081
Materials and Services	46,565	20,059	41,000	21,000	21,000	21,000
Capital Outlay	-	-	-	-	-	-
Total Requirements	72,706	45,922	70,875	47,142	47,142	47,142
PAYROLL						
Personnel Services	37,608	40,949	59,390	48,652	48,652	48,652
Fringe Benefits	17,852	19,585	32,517	22,106	22,106	22,106
Materials and Services	7,565	7,522	11,790	7,600	7,600	7,600
Capital Outlay	-	-	-	-	-	-
Total Requirements	63,024	68,056	103,697	78,358	78,358	78,358
PHONES						
Personnel Services	4,865	-	-	-	-	-
Fringe Benefits	1,698	-	-	-	-	-
Materials and Services	119,582	114,230	120,000	115,000	115,000	115,000
Capital Outlay	3,615	-	-	-	-	-
Total Requirements	129,760	114,230	120,000	115,000	115,000	115,000
PRESIDENT'S OFFICE						
Personnel Services	225,035	202,349	210,302	218,261	218,261	218,261
Fringe Benefits	66,165	50,956	81,569	67,975	67,975	67,975
Materials and Services	14,079	16,327	24,506	17,000	17,000	17,000
Capital Outlay	-	-	-	-	-	-
Total Requirements	305,279	269,632	316,377	303,236	303,236	303,236

Expenditures by Organization: College Support Services

COLLEGE SUPPORT SERVICES	Fiscal Year 2011-2012 ACTUAL Amounts	Fiscal Year 2012-2013 ACTUAL Amounts	Fiscal Year 2013-2014 CURRENT Budget	Fiscal Year 2014-2015 PROPOSED Budget	Fiscal Year 2014-2015 APPROVED Budget	**Fiscal Year 2014-2015 ADOPTED Budget**
PROGRAMS AND SPEAKERS						
Personnel Services	-	-	-	-	-	-
Fringe Benefits	-	-	-	-	-	-
Materials and Services	2,075	-	1,868	1,868	1,868	1,868
Capital Outlay	-	-	-	-	-	-
Total Requirements	2,075	-	1,868	1,868	1,868	1,868
PURCHASING						
Personnel Services	42,342	44,094	51,728	50,652	50,652	50,652
Fringe Benefits	5,430	16,073	24,954	23,330	23,330	23,330
Materials and Services	7,320	5,342	7,200	5,400	5,400	5,400
Capital Outlay	-	-	-	-	-	-
Total Requirements	55,092	65,509	83,882	79,382	79,382	79,382
SECURITY						
Personnel Services	109,111	113,019	129,671	136,271	136,271	136,271
Fringe Benefits	40,452	52,188	64,120	60,867	60,867	60,867
Materials and Services	8,219	10,798	10,000	10,800	10,800	10,800
Capital Outlay	-	-	-	-	-	-
Total Requirements	157,781	176,006	203,791	207,938	207,938	207,938
STAFF DEVELOPMENT						
Personnel Services	-	-	-	-	-	-
Fringe Benefits	-	-	-	-	-	-
Materials and Services	20,682	26,759	40,256	40,782	40,782	40,782
Capital Outlay	-	-	-	-	-	-
Total Requirements	20,682	26,759	40,256	40,782	40,782	40,782

Expenditures by Organization: College Support Services

COLLEGE SUPPORT SERVICES	Fiscal Year 2011-2012 ACTUAL Amounts	Fiscal Year 2012-2013 ACTUAL Amounts	Fiscal Year 2013-2014 CURRENT Budget	Fiscal Year 2014-2015 PROPOSED Budget	Fiscal Year 2014-2015 APPROVED Budget	**Fiscal Year 2014-2015 ADOPTED Budget**
STUDENT INSURANCE						
Personnel Services	-	-	-	-	-	-
Fringe Benefits	-	-	-	-	-	-
Materials and Services	47,640	39,441	50,000	42,000	42,000	42,000
Capital Outlay	-	-	-	-	-	-
Total Requirements	47,640	39,441	50,000	42,000	42,000	42,000
TUITION WAIVERS - STAFF						
Personnel Services	-	-	-	-	-	-
Fringe Benefits	104,757	85,553	114,000	110,000	110,000	110,000
Materials and Services	-	-	-	-	-	-
Capital Outlay	-	-	-	-	-	-
Total Requirements	104,757	85,553	114,000	110,000	110,000	110,000
VP of ADMINISTRATIVE SERVICES						
Personnel Services	59,074	128,005	135,448	106,018	106,018	106,018
Fringe Benefits	21,778	43,051	55,451	36,501	36,501	36,501
Materials and Services	50,653	5,780	30,000	15,000	15,000	15,000
Capital Outlay	-	-	-	-	-	-
Total Requirements	131,504	176,836	220,899	157,518	157,518	157,518
TOTAL COLLEGE SUPPORT SERVICES	4,189,177	4,293,231	5,037,438	4,916,153	4,916,153	4,916,153

Expenditures by Organization: Financial Aid

FINANCIAL AID	Fiscal Year 2011-2012 ACTUAL Amounts	Fiscal Year 2012-2013 ACTUAL Amounts	Fiscal Year 2013-2014 CURRENT Budget	Fiscal Year 2014-2015 PROPOSED Budget	Fiscal Year 2014-2015 APPROVED Budget	**Fiscal Year 2014-2015 ADOPTED Budget**
TUITION WAIVERS - STUDENT						
Personnel Services	-	-	-	-	-	-
Fringe Benefits	-	-	-	-	-	-
Financial Aid - Tuition Waivers	356,102	283,020	501,124	650,000	650,000	650,000
Capital Outlay	-	-	-	-	-	-
Total Requirements	356,102	283,020	501,124	650,000	650,000	650,000
TOTAL FINANCIAL AID	356,102	283,020	501,124	650,000	650,000	650,000

Expenditures by Organization: Plant Operations & Maintenance

PLANT OPERATIONS & MAINTENANCE	Fiscal Year 2011-2012 ACTUAL Amounts	Fiscal Year 2012-2013 ACTUAL Amounts	Fiscal Year 2013-2014 CURRENT Budget	Fiscal Year 2014-2015 PROPOSED Budget	Fiscal Year 2014-2015 APPROVED Budget	**Fiscal Year 2014-2015 ADOPTED Budget**
CUSTODIAL SERVICES						
Personnel Services	326,255	333,352	353,515	351,648	351,648	351,648
Fringe Benefits	177,796	185,308	232,425	220,418	220,418	220,418
Materials and Services	102,528	98,361	100,000	110,000	110,000	110,000
Capital Outlay	-	-	-	-	-	-
Total Requirements	606,579	617,021	685,939	682,066	682,066	682,066
DIRECTOR OF MAINTENANCE OF						
Personnel Services	111,994	139,557	160,808	163,631	163,631	163,631
Fringe Benefits	46,673	62,728	82,213	77,184	77,184	77,184
Materials and Services	2,519	2,851	5,000	5,000	5,000	5,000
Capital Outlay	-	-	-	-	-	-
Total Requirements	161,186	205,135	248,021	245,815	245,815	245,815
DIRECTOR OF SAFETY, SECURITY & CUSTODIANS						
Personnel Services	75,919	76,777	78,741	78,193	78,193	78,193
Fringe Benefits	30,663	31,406	38,959	34,051	34,051	34,051
Materials and Services	12,678	24,130	10,000	10,000	10,000	10,000
Capital Outlay	-	5,390	-	19,000	19,000	19,000
Total Requirements	119,260	137,703	127,700	141,243	141,243	141,243
MAINTENANCE OF BUILDINGS						
Personnel Services	132,828	145,666	154,515	163,079	163,079	163,079
Fringe Benefits	71,522	76,578	86,196	85,487	85,487	85,487
Materials and Services	122,946	175,766	211,000	161,000	161,000	161,000
Capital Outlay	20,766	4,000	-	-	-	-
Total Requirements	348,062	402,010	451,711	409,566	409,566	409,566

Expenditures by Organization: Plant Operations & Maintenance

PLANT OPERATIONS & MAINTENANCE	Fiscal Year 2011-2012 ACTUAL Amounts	Fiscal Year 2012-2013 ACTUAL Amounts	Fiscal Year 2013-2014 CURRENT Budget	Fiscal Year 2014-2015 PROPOSED Budget	Fiscal Year 2014-2015 APPROVED Budget	**Fiscal Year 2014-2015 ADOPTED Budget**
MAINTENANCE OF GROUNDS						
Personnel Services	64,805	61,838	68,308	73,046	73,046	73,046
Fringe Benefits	35,162	38,146	46,008	42,838	42,838	42,838
Materials and Services	34,204	52,627	105,000	105,000	105,000	105,000
Capital Outlay	5,602	-	-	-	-	-
Total Requirements	139,773	152,612	219,316	220,884	220,884	220,884
PROPERTY INSURANCE						
Materials and Services	66,523	68,436	100,000	80,000	80,000	80,000
Capital Outlay	-	-	-	-	-	-
Total Requirements	66,523	68,436	100,000	80,000	80,000	80,000
UTILITIES AND RENTS						
Materials and Services	567,302	520,130	688,380	589,000	589,000	589,000
Capital Outlay	-	-	-	-	-	-
Total Requirements	567,302	520,130	688,380	589,000	589,000	589,000
TOTAL PLANT OPERATIONS & MAINTENANCE	2,008,685	2,103,047	2,521,066	2,368,573	2,368,573	2,368,573

Page Intentionally Left Blank

Special Revenue Fund: Grants and Contracts
Summary of Resources and Requirements

RESOURCES	Fiscal Year 2011 - 2012 ACTUAL Amounts	Fiscal Year 2012 - 2013 ACTUAL Amounts	Fiscal Year 2013 - 2014 CURRENT Budget	Fiscal Year 2014 - 2015 PROPOSED Budget	Fiscal Year 2014 - 2015 APPROVED Budget	**Fiscal Year 2014 - 2015 ADOPTED Budget**
Beginning Fund Balance	910	3,332	-	-	-	-
Federal Revenue	1,995,969	1,637,678	3,352,549	3,259,509	3,259,509	3,259,509
State Revenue	134,421	613,883	1,263,660	1,087,365	1,087,365	1,087,365
Local Revenue	733,648	729,261	1,016,114	758,662	758,662	758,662
Other Revenue	-	-	-	-	-	-
Transfers	-	-	-	-	-	-
TOTAL RESOURCES	2,864,947	2,984,154	5,632,323	5,105,536	5,105,536	5,105,536
REQUIREMENTS						
Personnel Services	1,955,240	1,916,966	2,519,829	2,259,735	2,259,735	2,259,735
Materials and Services	906,375	739,696	2,253,316	1,934,920	1,934,920	1,934,920
Capital Outlay	-	325,619	859,178	910,881	910,881	910,881
Transfers	-	-	-	-	-	-
Sub-Total	2,861,615	2,982,281	5,632,323	5,105,536	5,105,536	5,105,536
Unappropriated End. Fund Balance	3,332	1,873	-	-	-	-
TOTAL REQUIREMENT	2,864,947	2,984,154	5,632,323	5,105,536	5,105,536	5,105,536

Special Revenue Fund: Grants and Contracts Resources

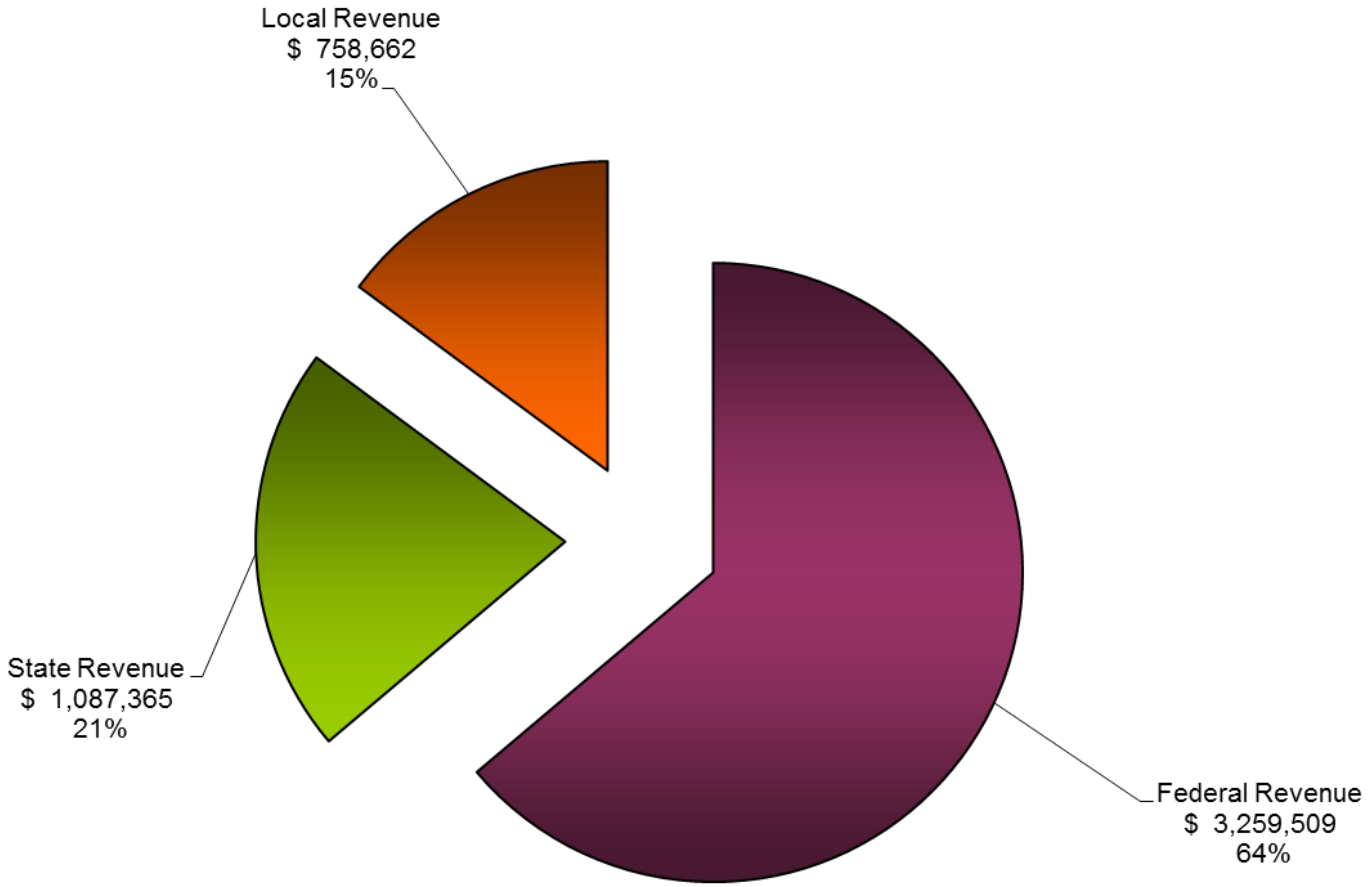

Special Revenue Fund: Grants and Contracts Requirements

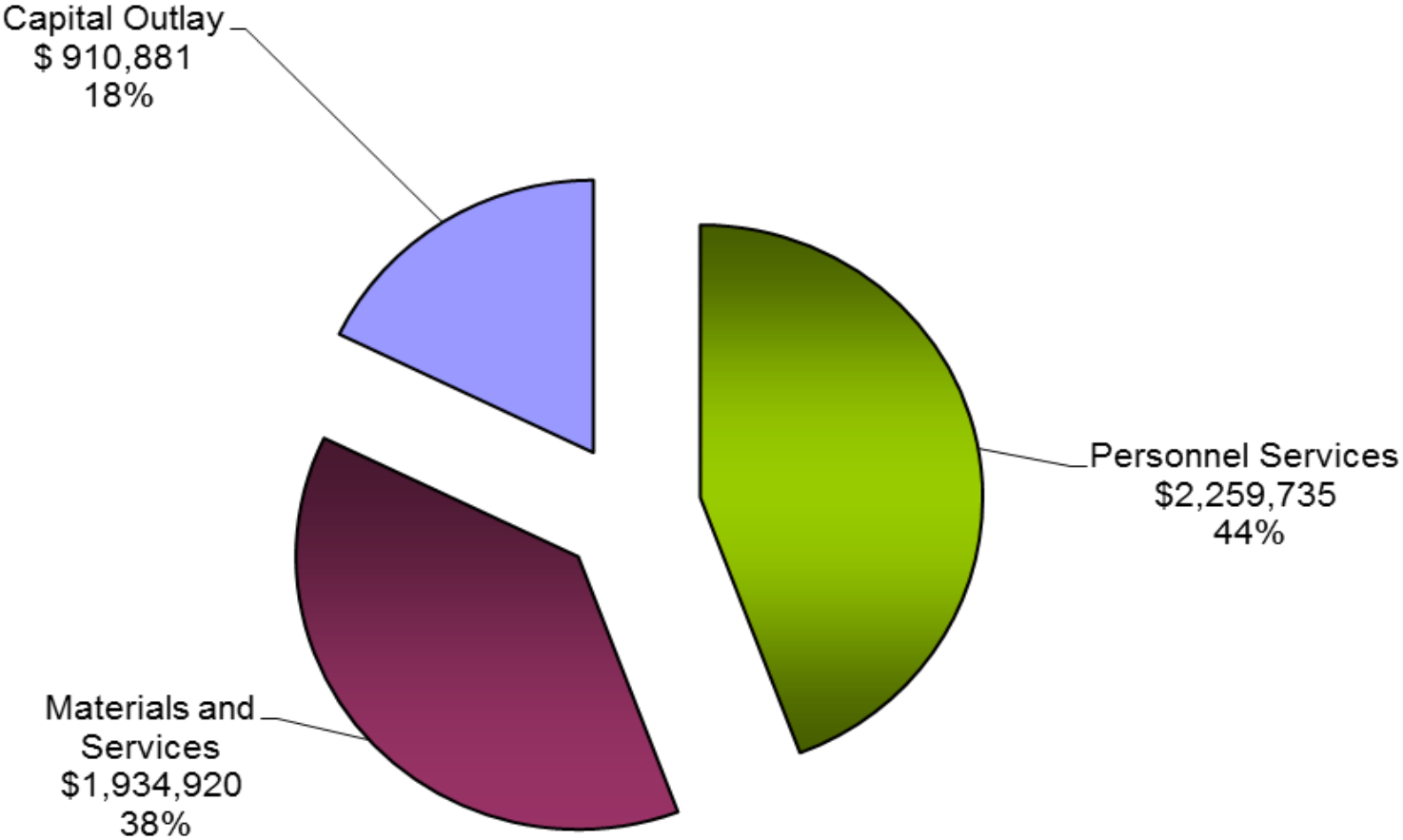

Special Revenue Fund: Grants and Contracts
Summary by Use

2014 - 2015 BUDGET
SUMMARY BY USE
SPECIAL REVENUE FUND - GRANTS AND CONTRACTS

Account	Instruction	Inst. Support	Community Services	Student Services	College Support Services	Plant Operations	Reserves	TOTAL
PERSONNEL SERVICES	724,627	195,674	-	1,315,437	23,997	-	-	2,259,735
MATERIALS & SERVICES	467,443	491,388	-	860,089	116,000	-	-	1,934,920
CAPITAL EXPENDITURES	800,000	100,881	-	10,000	-	-	-	910,881
TOTAL	1,992,070	787,943	-	2,185,526	139,997	-	-	5,105,536
FTE	15	4	-	27	-	-	-	46

Grants and Contracts: Resources

RESOURCES	Fiscal Year 2011 - 2012 ACTUAL Amounts	Fiscal Year 2012 - 2013 ACTUAL Amounts	Fiscal Year 2013 - 2014 CURRENT Budget	Fiscal Year 2014 - 2015 PROPOSED Budget	Fiscal Year 2014 - 2015 APPROVED Budget	**Fiscal Year 2014 - 2015 ADOPTED Budget**
Accelerated College Credit	-	4,000	-	-	-	-
Accelerated College Credit#2	-	-	-	-	-	-
Accountability	41,195	41,290	48,368	41,150	41,150	41,150
ACCESS	28,711	26,145	116,865	82,056	82,056	82,056
Autzen Grant	-	-	7,500	2,000	2,000	2,000
Career Pathways Grant	5,985	20,499	22,659	20,719	20,719	20,719
Carl Perkins	470,866	190,483	293,874	284,593	284,593	284,593
Case Grant	25,559	61,953	192,164	102,900	102,900	102,900
City of Roseburg One Acts	-	-	2,500	2,500	2,500	2,500
Comprehensive	142,844	130,748	125,388	97,395	97,395	97,395
Corrections	13,125	13,876	15,310	15,189	15,189	15,189
Declaration of Cooperation	-	-	40,000	-	-	-
Dental Clinic Classromm	6,900	-	-	-	-	-
Developmental Education	-	-	9,000	2,000	2,000	2,000
Distance Learning Support	-	-	70,997	29,997	29,997	29,997
Economic Development	-	347,718	902,282	845,076	845,076	845,076
Educational Talent Search	226,773	220,604	235,395	232,696	232,696	232,696
Enology Teaching Equipment	32,147	-	-	-	-	-
Erath Family Foundation Library	-	18,058	2,442	-	-	-
First Term to First Year	5,302	-	-	-	-	-
Fred Fields OCF	-	326	4,675	-	-	-
Glendale Skills Center	37,772	38,133	43,085	-	-	-
Green Lead	11,880	15,256	-	-	-	-
Green Technology	26,146	11,678	-	-	-	-
Healthy Minds Healthy Bodies	-	3,229	1,500	-	-	-
Hitech Development	29,747	-	-	-	-	-
Job Ready Willing and Able	-	-	180,000	-	-	-
Job Corps	456,492	470,843	503,969	476,977	476,977	476,977
JOBS	420,663	528,056	604,291	562,362	562,362	562,362
Jumpstart Grant	15,870	17,120	5,000	-	-	-

Grants and Contracts: Resources

RESOURCES	Fiscal Year 2011 - 2012 ACTUAL Amounts	Fiscal Year 2012 - 2013 ACTUAL Amounts	Fiscal Year 2013 - 2014 CURRENT Budget	Fiscal Year 2014 - 2015 PROPOSED Budget	Fiscal Year 2014 - 2015 APPROVED Budget	**Fiscal Year 2014 - 2015 ADOPTED Budget**
Kaufmann Grant	-	-	-	50,000	50,000	50,000
Learning Standards Pilot	3,050	-	10,325	-	-	-
Lottery Grant	18,756	50,852	35,449	42,057	42,057	42,057
Nursing Faculty Grant	135,408	146,094	114,410	159,237	159,237	159,237
OCF Ben Serafin	-	1,284	3,716	890	890	890
OHSU Tech Grant	14,773	-	-	-	-	-
Open World Program	7,789	7,872	8,000	8,000	8,000	8,000
Oregon Community Grant (Douglas)						
Nursing	1,959	5,000	5,000	9,000	9,000	9,000
Oregon Pathways for ABS	11,568	3,143	-	-	-	-
Oregon Trail	-	5,000	-	-	-	-
Pacific Power Grant	-	-	5,000	-	-	-
Program Improvement	282	9,200	8,000	8,000	8,000	8,000
Rural Project - Glide	7,644	8,316	8,264	8,058	8,058	8,058
Salt Grant	-	-	5,000	5,000	5,000	5,000
SBDC Federal	49,983	16,326	47,624	30,404	30,404	30,404
SBDC Jobs Act	3,124	1,382	-	-	-	-
SBDC Portability	26,244	41	-	-	-	-
Special Revenue Program	-	-	499,632	600,000	600,000	600,000
Stem Grant	-	-	325,230	325,230	325,230	325,230
Tip	-	1,889	11,725	-	-	-
Title III	-	-	445,821	447,475	447,475	447,475
Transfer Opportunity Program	286,545	267,937	274,094	278,873	278,873	278,873
UCORE Stipend	2,456	500	50	-	-	-
Upward Bound Program	229,011	236,405	272,342	256,814	256,814	256,814

Grants and Contracts: Resources

RESOURCES	Fiscal Year 2011 - 2012 ACTUAL Amounts	Fiscal Year 2012 - 2013 ACTUAL Amounts	Fiscal Year 2013 - 2014 CURRENT Budget	Fiscal Year 2014 - 2015 PROPOSED Budget	Fiscal Year 2014 - 2015 APPROVED Budget	**Fiscal Year 2014 - 2015 ADOPTED Budget**
USDA Food Program	15,222	12,386	19,500	19,361	19,361	19,361
UT&E Basic	37,200	25,355	36,170	-	-	-
Vesta	15,956	25,158	59,527	59,527	59,527	59,527
Viticulture and Enology	-	-	-	-	-	-
Wal Mart Economic Opportunity	-	-	-	-	-	-
Whipple Foundation	-	-	-	-	-	-
Writing Alignment Field Test	-	-	10,180	-	-	-
TOTAL RESOURCES	2,864,947	2,984,154	5,632,323	5,105,536	5,105,536	5,105,536

Grants and Contracts: Requirements

	Fiscal Year 2011 - 2012 ACTUAL Amounts	Fiscal Year 2012 - 2013 ACTUAL Amounts	Fiscal Year 2013 - 2014 CURRENT Budget	Fiscal Year 2014 - 2015 PROPOSED Budget	Fiscal Year 2014 - 2015 APPROVED Budget	**Fiscal Year 2014 - 2015 ADOPTED Budget**
ACCELERATED COLLEGE CREDIT						
Personnel Services	-	-	-	-	-	-
Materials and Services	-	4,000	-	-	-	-
Capital Expenses	-	-	-	-	-	-
Unappropriated End. Fund Balance	-	-	-	-	-	-
Total Fund Requirements	-	4,000	-	-	-	-
ACCOUNTABILITY						
Personnel Services	40,105	40,673	45,868	38,650	38,650	38,650
Materials and Services	1,090	617	2,500	2,500	2,500	2,500
Capital Expenses	-	-	-	-	-	-
Unappropriated End. Fund Balance	-	-	-	-	-	-
Total Fund Requirements	41,195	41,290	48,368	41,150	41,150	41,150
ACCESS						
Personnel Services	19,712	23,528	71,250	48,267	48,267	48,267
Materials and Services	8,999	2,617	45,615	33,789	33,789	33,789
Capital Expenses	-	-	-	-	-	-
Unappropriated End. Fund Balance	-	-	-	-	-	-
Total Fund Requirements	28,711	26,145	116,865	82,056	82,056	82,056
AUTZEN GRANT						
Personnel Services	-	-	-	-	-	-
Materials and Services	-	-	7,500	2,000	2,000	2,000
Capital Expenses	-	-	-	-	-	-
Unappropriated End. Fund Balance	-	-	-	-	-	-
Total Fund Requirements	-	-	7,500	2,000	2,000	2,000

Grants and Contracts: Requirements

	Fiscal Year 2011 - 2012 ACTUAL Amounts	Fiscal Year 2012 - 2013 ACTUAL Amounts	Fiscal Year 2013 - 2014 CURRENT Budget	Fiscal Year 2014 - 2015 PROPOSED Budget	Fiscal Year 2014 - 2015 APPROVED Budget	**Fiscal Year 2014 - 2015 ADOPTED Budget**
CAREER PATHWAY GRANT						
Personnel Services	3,684	10,609	14,300	13,219	13,219	13,219
Materials and Services	2,301	9,890	8,359	7,500	7,500	7,500
Capital Expenses	-	-	-	-	-	-
Unappropriated End. Fund Balance	-	-	-	-	-	-
Total Fund Requirements	5,985	20,499	22,659	20,719	20,719	20,719
CARL PERKINS						
Personnel Services	113,783	101,209	154,280	112,113	112,113	112,113
Materials and Services	357,083	76,293	139,594	71,599	71,599	71,599
Capital Expenses	-	12,981	-	100,881	100,881	100,881
Unappropriated End. Fund Balance	-	-	-	-	-	-
Total Fund Requirements	470,866	190,483	293,874	284,593	284,593	284,593
CASE GRANT						
Personnel Services	20,978	42,127	118,899	70,341	70,341	70,341
Materials and Services	4,581	19,826	73,265	32,559	32,559	32,559
Capital Expenses	-	-	-	-	-	-
Unappropriated End. Fund Balance	-	-	-	-	-	-
Total Fund Requirements	25,559	61,953	192,164	102,900	102,900	102,900
CITY OF ROSEBURG ONE ACTS						
Personnel Services	-	-	-	-	-	-
Materials and Services	-	-	2,500	2,500	2,500	2,500
Capital Expenses	-	-	-	-	-	-
Unappropriated End. Fund Balance	-	-	-	-	-	-
Total Fund Requirements	-	-	2,500	2,500	2,500	2,500

Grants and Contracts: Requirements

	Fiscal Year 2011 - 2012 ACTUAL Amounts	Fiscal Year 2012 - 2013 ACTUAL Amounts	Fiscal Year 2013 - 2014 CURRENT Budget	Fiscal Year 2014 - 2015 PROPOSED Budget	Fiscal Year 2014 - 2015 APPROVED Budget	**Fiscal Year 2014 - 2015 ADOPTED Budget**
COMPREHENSIVE						
Personnel Services	139,635	101,417	79,892	87,395	87,395	87,395
Materials and Services	3,209	29,331	45,496	10,000	10,000	10,000
Capital Expenses	-	-	-	-	-	-
Unappropriated End. Fund Balance	-	-	-	-	-	-
Total Fund Requirements	142,844	130,748	125,388	97,395	97,395	97,395
CORRECTIONS						
Personnel Services	13,125	13,876	15,310	15,189	15,189	15,189
Materials and Services	-	-	-	-	-	-
Capital Expenses	-	-	-	-	-	-
Unappropriated End. Fund Balance	-	-	-	-	-	-
Total Fund Requirements	13,125	13,876	15,310	15,189	15,189	15,189
DECLARATION OF COOPERATION						
Personnel Services	-	-	-	-	-	-
Materials and Services	-	-	40,000	-	-	-
Capital Expenses	-	-	-	-	-	-
Unappropriated End. Fund Balance	-	-	-	-	-	-
Total Fund Requirements	-	-	40,000	-	-	-
DENTAL CLINIC CLASSROOM						
Personnel Services	-	-	-	-	-	-
Materials and Services	6,900	-	-	-	-	-
Capital Expenses	-	-	-	-	-	-
Unappropriated End. Fund Balance	-	-	-	-	-	-
Total Fund Requirements	6,900	-	-	-	-	-

Grants and Contracts: Requirements

	Fiscal Year 2011 - 2012 ACTUAL Amounts	Fiscal Year 2012 - 2013 ACTUAL Amounts	Fiscal Year 2013 - 2014 CURRENT Budget	Fiscal Year 2014 - 2015 PROPOSED Budget	Fiscal Year 2014 - 2015 APPROVED Budget	**Fiscal Year 2014 - 2015 ADOPTED Budget**
DEVELOPMENTAL EDUCATION WORKGROUP						
Personnel Services	-	-	-	-	-	-
Materials and Services	-	-	9,000	2,000	2,000	2,000
Capital Expenses	-	-	-	-	-	-
Unappropriated End. Fund Balance	-	-	-	-	-	-
Total Fund Requirements	-	-	9,000	2,000	2,000	2,000
DISTANCE LEARNING SUPPORT STAFF						
Personnel Services	-	-	64,542	23,997	23,997	23,997
Materials and Services	-	-	6,455	6,000	6,000	6,000
Capital Expenses	-	-	-	-	-	-
Unappropriated End. Fund Balance	-	-	-	-	-	-
Total Fund Requirements	-	-	70,997	29,997	29,997	29,997
ECONOMIC DEVELOPMENT						
Personnel Services	-	-	-	-	-	-
Materials and Services	-	35,080	43,104	45,076	45,076	45,076
Capital Expenses	-	312,638	859,178	800,000	800,000	800,000
Unappropriated End. Fund Balance	-	-	-	-	-	-
Total Fund Requirements	-	347,718	902,282	845,076	845,076	845,076
EDUCATIONAL TALENT SEARCH						
Personnel Services	167,192	172,539	188,988	185,773	185,773	185,773
Materials and Services	59,581	48,065	46,407	46,923	46,923	46,923
Capital Expenses	-	-	-	-	-	-
Unappropriated End. Fund Balance	-	-	-	-	-	-
Total Fund Requirements	226,773	220,604	235,395	232,696	232,696	232,696

Grants and Contracts: Requirements

	Fiscal Year 2011 - 2012 ACTUAL Amounts	Fiscal Year 2012 - 2013 ACTUAL Amounts	Fiscal Year 2013 - 2014 CURRENT Budget	Fiscal Year 2014 - 2015 PROPOSED Budget	Fiscal Year 2014 - 2015 APPROVED Budget	**Fiscal Year 2014 - 2015 ADOPTED Budget**
ENOLOGY TEACHING EQUIP.						
Personnel Services	-	-	-	-	-	-
Materials and Services	32,147	-	-	-	-	-
Capital Expenses	-	-	-	-	-	-
Unappropriated End. Fund Balance	-	-	-	-	-	-
Total Fund Requirements	32,147	-	-	-	-	-
ERATH FAMILY FOUNDATION						
Personnel Services	-	-	-	-	-	-
Materials and Services	-	18,058	2,442	-	-	-
Capital Expenses	-	-	-	-	-	-
Unappropriated End. Fund Balance	-	-	-	-	-	-
Total Fund Requirements	-	18,058	2,442	-	-	-
FIRST TERM TO FIRST YEAR						
Personnel Services	5,302	-	-	-	-	-
Materials and Services	-	-	-	-	-	-
Capital Expenses	-	-	-	-	-	-
Unappropriated End. Fund Balance	-	-	-	-	-	-
Total Fund Requirements	5,302	-	-	-	-	-
FRED FIELDS OCF						
Personnel Services	-	-	-	-	-	-
Materials and Services	-	326	4,675	-	-	-
Capital Expenses	-	-	-	-	-	-
Unappropriated End. Fund Balance	-	-	-	-	-	-
Total Fund Requirements	-	326	4,675	-	-	-

Grants and Contracts: Requirements

	Fiscal Year 2011 - 2012 ACTUAL Amounts	Fiscal Year 2012 - 2013 ACTUAL Amounts	Fiscal Year 2013 - 2014 CURRENT Budget	Fiscal Year 2014 - 2015 PROPOSED Budget	Fiscal Year 2014 - 2015 APPROVED Budget	**Fiscal Year 2014 - 2015 ADOPTED Budget**
GLENDALE SKILLS CENTER						
Personnel Services	37,772	38,133	42,985	-	-	-
Materials and Services	-	-	100	-	-	-
Capital Expenses	-	-	-	-	-	-
Unappropriated End. Fund Balance	-	-	-	-	-	-
Total Fund Requirements	37,772	38,133	43,085	-	-	-
GREEN LEAD						
Personnel Services	5,819	6,636	-	-	-	-
Materials and Services	6,061	5,758	-	-	-	-
Capital Expenses	-	-	-	-	-	-
Unappropriated End. Fund Balance	-	2,863	-	-	-	-
Total Fund Requirements	11,880	15,256	-	-	-	-
GREEN TECHNOLOGY						
Personnel Services	20,119	8,956	-	-	-	-
Materials and Services	6,027	5,585	-	-	-	-
Capital Expenses	-	-	-	-	-	-
Unappropriated End. Fund Balance	-	(2,863)	-	-	-	-
Total Fund Requirements	26,146	11,678	-	-	-	-
HEALTHY MINDS-BODIES						
Personnel Services	-	-	-	-	-	-
Materials and Services	-	3,229	1,500	-	-	-
Capital Expenses	-	-	-	-	-	-
Unappropriated End. Fund Balance	-	-	-	-	-	-
Total Fund Requirements	-	3,229	1,500	-	-	-

Grants and Contracts: Requirements

	Fiscal Year 2011 - 2012 ACTUAL Amounts	Fiscal Year 2012 - 2013 ACTUAL Amounts	Fiscal Year 2013 - 2014 CURRENT Budget	Fiscal Year 2014 - 2015 PROPOSED Budget	Fiscal Year 2014 - 2015 APPROVED Budget	**Fiscal Year 2014 - 2015 ADOPTED Budget**
HITECH DEVELOPMENT						
Personnel Services	27,354	-	-	-	-	-
Materials and Services	2,393	-	-	-	-	-
Capital Expenses	-	-	-	-	-	-
Unappropriated End. Fund Balance	-	-	-	-	-	-
Total Fund Requirements	29,747	-	-	-	-	-
JOB READY WILLING & ABLE						
Personnel Services	-	-	64,582	-	-	-
Materials and Services	-	-	115,418	-	-	-
Capital Expenses	-	-	-	-	-	-
Unappropriated End. Fund Balance	-	-	-	-	-	-
Total Fund Requirements	-	-	180,000	-	-	-
JOB CORPS						
Personnel Services	318,936	309,989	374,033	347,041	347,041	347,041
Materials and Services	137,556	160,854	129,936	129,936	129,936	129,936
Capital Expenses	-	-	-	-	-	-
Unappropriated End. Fund Balance	-	-	-	-	-	-
Total Fund Requirements	456,492	470,843	503,969	476,977	476,977	476,977
JOBS						
Personnel Services	335,980	418,271	491,120	508,964	508,964	508,964
Materials and Services	83,774	108,875	113,171	53,398	53,398	53,398
Capital Expenses	-	-	-	-	-	-
Unappropriated End. Fund Balance	910	910	-	-	-	-
Total Fund Requirements	420,663	528,056	604,291	562,362	562,362	562,362

Grants and Contracts: Requirements

	Fiscal Year 2011 - 2012 ACTUAL Amounts	Fiscal Year 2012 - 2013 ACTUAL Amounts	Fiscal Year 2013 - 2014 CURRENT Budget	Fiscal Year 2014 - 2015 PROPOSED Budget	Fiscal Year 2014 - 2015 APPROVED Budget	**Fiscal Year 2014 - 2015 ADOPTED Budget**
JUMPSTART GRANT						
Personnel Services	15,038	15,941	-	-	-	-
Materials and Services	832	1,179	5,000	-	-	-
Capital Expenses	-	-	-	-	-	-
Unappropriated End. Fund Balance	-	-	-	-	-	-
Total Fund Requirements	15,870	17,120	5,000	-	-	-
KAUFMANN GRANT						
Personnel Services	-	-	-	-	-	-
Materials and Services	-	-	-	50,000	50,000	50,000
Capital Expenses	-	-	-	-	-	-
Unappropriated End. Fund Balance	-	-	-	-	-	-
Total Fund Requirements	-	-	-	50,000	50,000	50,000
LEARNING STANDARDS PILOT						
Personnel Services	2,464	-	5,250	-	-	-
Materials and Services	586	-	5,075	-	-	-
Capital Expenses	-	-	-	-	-	-
Unappropriated End. Fund Balance	-	-	-	-	-	-
Total Fund Requirements	3,050	-	10,325	-	-	-
LOTTERY GRANT						
Personnel Services	13,808	25,613	9,203	10,147	10,147	10,147
Materials and Services	4,948	25,239	26,246	31,910	31,910	31,910
Capital Expenses	-	-	-	-	-	-
Unappropriated End. Fund Balance	-	-	-	-	-	-
Total Fund Requirements	18,756	50,852	35,449	42,057	42,057	42,057

Grants and Contracts: Requirements

	Fiscal Year 2011 - 2012 ACTUAL Amounts	Fiscal Year 2012 - 2013 ACTUAL Amounts	Fiscal Year 2013 - 2014 CURRENT Budget	Fiscal Year 2014 - 2015 PROPOSED Budget	Fiscal Year 2014 - 2015 APPROVED Budget	**Fiscal Year 2014 - 2015 ADOPTED Budget**
NURSING FACULTY GRANT						
Personnel Services	135,408	146,094	114,410	159,237	159,237	159,237
Materials and Services	-	-	-	-	-	-
Capital Expenses	-	-	-	-	-	-
Unappropriated End. Fund Balance	-	-	-	-	-	-
Total Fund Requirements	135,408	146,094	114,410	159,237	159,237	159,237
OCF BEN SERAFIN						
Personnel Services	-	-	-	-	-	-
Materials and Services	-	1,284	3,716	890	890	890
Capital Expenses	-	-	-	-	-	-
Unappropriated End. Fund Balance	-	-	-	-	-	-
Total Fund Requirements	-	1,284	3,716	890	890	890
OHSU TECH GRANT						
Personnel Services	10,943	-	-	-	-	-
Materials and Services	3,830	-	-	-	-	-
Capital Expenses	-	-	-	-	-	-
Unappropriated End. Fund Balance	-	-	-	-	-	-
Total Fund Requirements	14,773	-	-	-	-	-
OPEN WORLD PROGRAM						
Personnel Services	-	-	-	-	-	-
Materials and Services	7,789	7,872	8,000	8,000	8,000	8,000
Capital Expenses	-	-	-	-	-	-
Unappropriated End. Fund Balance	-	-	-	-	-	-
Total Fund Requirements	7,789	7,872	8,000	8,000	8,000	8,000

Grants and Contracts: Requirements

	Fiscal Year 2011 - 2012 ACTUAL Amounts	Fiscal Year 2012 - 2013 ACTUAL Amounts	Fiscal Year 2013 - 2014 CURRENT Budget	Fiscal Year 2014 - 2015 PROPOSED Budget	Fiscal Year 2014 - 2015 APPROVED Budget	**Fiscal Year 2014 - 2015 ADOPTED Budget**
OREGON COMM GRANT (Douglas) NURSING						
Personnel Services	-	-	-	-	-	-
Materials and Services	1,959	5,000	5,000	9,000	9,000	9,000
Capital Expenses	-	-	-	-	-	-
Unappropriated End. Fund Balance	-	-	-	-	-	-
Total Fund Requirements	1,959	5,000	5,000	9,000	9,000	9,000
OREGON PATHWAYS FOR ABS						
Personnel Services	10,981	2,722	-	-	-	-
Materials and Services	587	421	-	-	-	-
Capital Expenses	-	-	-	-	-	-
Unappropriated End. Fund Balance	-	-	-	-	-	-
Total Fund Requirements	11,568	3,143	-	-	-	-
OREGON TRAIL						
Personnel Services	-	-	-	-	-	-
Materials and Services	-	5,000	-	-	-	-
Capital Expenses	-	-	-	-	-	-
Unappropriated End. Fund Balance	-	-	-	-	-	-
Total Fund Requirements	-	5,000	-	-	-	-
PACIFIC POWER GRANT						
Personnel Services	-	-	-	-	-	-
Materials and Services	-	-	5,000	-	-	-
Capital Expenses	-	-	-	-	-	-
Unappropriated End. Fund Balance	-	-	-	-	-	-
Total Fund Requirements	-	-	5,000	-	-	-

Grants and Contracts: Requirements

	Fiscal Year 2011 - 2012 ACTUAL Amounts	Fiscal Year 2012 - 2013 ACTUAL Amounts	Fiscal Year 2013 - 2014 CURRENT Budget	Fiscal Year 2014 - 2015 PROPOSED Budget	Fiscal Year 2014 - 2015 APPROVED Budget	**Fiscal Year 2014 - 2015 ADOPTED Budget**
PROGRAM IMPROVEMENT						
Personnel Services	154	3,515	-	-	-	-
Materials and Services	128	5,685	8,000	8,000	8,000	8,000
Capital Expenses	-	-	-	-	-	-
Unappropriated End. Fund Balance	-	-	-	-	-	-
Total Fund Requirements	282	9,200	8,000	8,000	8,000	8,000
RURAL PROJECT - GLIDE						
Personnel Services	6,586	7,180	7,853	7,647	7,647	7,647
Materials and Services	1,058	1,136	411	411	411	411
Capital Expenses	-	-	-	-	-	-
Unappropriated End. Fund Balance	-	-	-	-	-	-
Total Fund Requirements	7,644	8,316	8,264	8,058	8,058	8,058
SALT GRANT						
Personnel Services	-	-	-	-	-	-
Materials and Services	-	-	5,000	5,000	5,000	5,000
Capital Expenses	-	-	-	-	-	-
Unappropriated End. Fund Balance	-	-	-	-	-	-
Total Fund Requirements	-	-	5,000	5,000	5,000	5,000
SBDC FEDERAL						
Personnel Services	49,983	16,326	47,624	30,404	30,404	30,404
Materials and Services	-	-	-	-	-	-
Capital Expenses	-	-	-	-	-	-
Unappropriated End. Fund Balance	-	-	-	-	-	-
Total Fund Requirements	49,983	16,326	47,624	30,404	30,404	30,404

Grants and Contracts: Requirements

	Fiscal Year 2011 - 2012 ACTUAL Amounts	Fiscal Year 2012 - 2013 ACTUAL Amounts	Fiscal Year 2013 - 2014 CURRENT Budget	Fiscal Year 2014 - 2015 PROPOSED Budget	Fiscal Year 2014 - 2015 APPROVED Budget	**Fiscal Year 2014 - 2015 ADOPTED Budget**
SBDC JOBS ACT						
Personnel Services	3,124	1,382	-	-	-	-
Materials and Services	-	-	-	-	-	-
Capital Expenses	-	-	-	-	-	-
Unappropriated End. Fund Balance	-	-	-	-	-	-
Total Fund Requirements	3,124	1,382	-	-	-	-
SBDC PORTABILITY						
Personnel Services	26,244	41	-	-	-	-
Materials and Services	-	-	-	-	-	-
Capital Expenses	-	-	-	-	-	-
Unappropriated End. Fund Balance	-	-	-	-	-	-
Total Fund Requirements	26,244	41	-	-	-	-
SPECIAL REVENUE (Instruction)						
Personnel Services	-	-	-	-	-	-
Materials and Services	-	-	107,550	200,000	200,000	200,000
Capital Expenses	-	-	-	-	-	-
Unappropriated End. Fund Balance	-	-	-	-	-	-
Total Fund Requirements	-	-	107,550	200,000	200,000	200,000
SPECIAL REVENUE (Instruction Support)						
Personnel Services	-	-	-	-	-	-
Materials and Services	-	-	74,414	40,000	40,000	40,000
Capital Expenses	-	-	-	-	-	-
Unappropriated End. Fund Balance	-	-	-	-	-	-
Total Fund Requirements	-	-	74,414	40,000	40,000	40,000

Grants and Contracts: Requirements

	Fiscal Year 2011 - 2012 ACTUAL Amounts	Fiscal Year 2012 - 2013 ACTUAL Amounts	Fiscal Year 2013 - 2014 CURRENT Budget	Fiscal Year 2014 - 2015 PROPOSED Budget	Fiscal Year 2014 - 2015 APPROVED Budget	**Fiscal Year 2014 - 2015 ADOPTED Budget**
SPECIAL REVENUE (Support Serv)						
Personnel Services	-	-	-	-	-	-
Materials and Services	-	-	60,000	60,000	60,000	60,000
Capital Expenses	-	-	-	-	-	-
Unappropriated End. Fund Balance	-	-	-	-	-	-
Total Fund Requirements	-	-	60,000	60,000	60,000	60,000
SPECIAL REVENUE (Student Serv)						
Personnel Services	-	-	-	-	-	-
Materials and Services	-	-	257,668	300,000	300,000	300,000
Capital Expenses	-	-	-	-	-	-
Unappropriated End. Fund Balance	-	-	-	-	-	-
Total Fund Requirements	-	-	257,668	300,000	300,000	300,000
STEM GRANT						
Personnel Services	-	-	-	-	-	-
Materials and Services	-	-	325,230	325,230	325,230	325,230
Capital Expenses	-	-	-	-	-	-
Unappropriated End. Fund Balance	-	-	-	-	-	-
Total Fund Requirements	-	-	325,230	325,230	325,230	325,230
TIP						
Personnel Services	-	1,889	11,725	-	-	-
Materials and Services	-	-	-	-	-	-
Capital Expenses	-	-	-	-	-	-
Unappropriated End. Fund Balance	-	-	-	-	-	-
Total Fund Requirements	-	1,889	11,725	-	-	-

Grants and Contracts: Requirements

	Fiscal Year 2011 - 2012 ACTUAL Amounts	Fiscal Year 2012 - 2013 ACTUAL Amounts	Fiscal Year 2013 - 2014 CURRENT Budget	Fiscal Year 2014 - 2015 PROPOSED Budget	Fiscal Year 2014 - 2015 APPROVED Budget	**Fiscal Year 2014 - 2015 ADOPTED Budget**
TITLE III GRANT						
Personnel Services	-	-	114,448	148,706	148,706	148,706
Materials and Services	-	-	331,373	288,769	288,769	288,769
Capital Expenses	-	-	-	10,000	10,000	10,000
Unappropriated End. Fund Balance	-	-	-	-	-	-
Total Fund Requirements	-	-	445,821	447,475	447,475	447,475
TRANSFER OPPORT PROGRAM						
Personnel Services	220,181	216,206	225,689	232,107	232,107	232,107
Materials and Services	66,364	51,732	48,405	46,766	46,766	46,766
Capital Expenses	-	-	-	-	-	-
Unappropriated End. Fund Balance	-	-	-	-	-	-
Total Fund Requirements	286,545	267,937	274,094	278,873	278,873	278,873
UCORE STIPEND						
Personnel Services	-	-	-	-	-	-
Materials and Services	1,956	456	50	-	-	-
Capital Expenses	-	-	-	-	-	-
Unappropriated End. Fund Balance	500	44	-	-	-	-
Total Fund Requirements	2,456	500	50	-	-	-
UPWARD BOUND PROGRAM						
Personnel Services	145,795	153,030	184,391	185,599	185,599	185,599
Materials and Services	81,293	82,456	87,951	71,215	71,215	71,215
Capital Expenses	-	-	-	-	-	-
Unappropriated End. Fund Balance	1,922	919	-	-	-	-
Total Fund Requirements	229,011	236,405	272,342	256,814	256,814	256,814

Grants and Contracts: Requirements

	Fiscal Year 2011 - 2012 ACTUAL Amounts	Fiscal Year 2012 - 2013 ACTUAL Amounts	Fiscal Year 2013 - 2014 CURRENT Budget	Fiscal Year 2014 - 2015 PROPOSED Budget	Fiscal Year 2014 - 2015 APPROVED Budget	**Fiscal Year 2014 - 2015 ADOPTED Budget**
USDA Food Program						
Personnel Services	5,369	6,551	5,699	6,022	6,022	6,022
Materials and Services	9,853	5,835	13,801	13,339	13,339	13,339
Capital Expenses	-	-	-	-	-	-
Unappropriated End. Fund Balance	-	-	-	-	-	-
Total Fund Requirements	15,222	12,386	19,500	19,361	19,361	19,361
UT&E BASIC						
Personnel Services	37,200	25,355	36,070	-	-	-
Materials and Services	-	-	100	-	-	-
Capital Expenses	-	-	-	-	-	-
Unappropriated End. Fund Balance	-	-	-	-	-	-
Total Fund Requirements	37,200	25,355	36,170	-	-	-
VESTA						
Personnel Services	2,466	7,157	28,917	28,917	28,917	28,917
Materials and Services	13,490	18,001	30,610	30,610	30,610	30,610
Capital Expenses	-	-	-	-	-	-
Unappropriated End. Fund Balance	-	-	-	-	-	-
Total Fund Requirements	15,956	25,158	59,527	59,527	59,527	59,527
WRITING ALIGNMENT FIELD TEST						
Personnel Services	-	-	2,500	-	-	-
Materials and Services	-	-	7,680	30,610	30,610	30,610
Capital Expenses	-	-	-	-	-	-
Unappropriated End. Fund Balance	-	-	-	-	-	-
Total Fund Requirements	-	-	10,180	30,610	30,610	30,610
TOTAL REQUIREMENTS	2,864,947	2,984,154	5,632,323	5,105,536	5,105,536	5,105,536

Special Revenue Fund: Administratively Restricted
Summary of Resources and Requirements

RESOURCES	Fiscal Year 2011 - 2012 ACTUAL Amounts	Fiscal Year 2012 - 2013 ACTUAL Amounts	Fiscal Year 2013 - 2014 CURRENT Budget	Fiscal Year 2014 - 2015 PROPOSED Budget	Fiscal Year 2014 - 2015 APPROVED Budget	**Fiscal Year 2014 - 2015 ADOPTED Budget**
Beginning Fund Balance	1,348,563	1,558,176	1,421,087	1,048,328	1,048,328	1,048,328
Local Revenue	2,875,584	2,359,676	3,123,790	3,352,047	3,352,047	3,352,047
Transfers	116,000	90,000	90,000	110,000	110,000	110,000
TOTAL RESOURCES	4,340,147	4,007,852	4,634,877	4,510,375	4,510,375	4,510,375
REQUIREMENTS						
Personnel Services	1,201,136	1,081,707	1,627,176	1,618,609	1,618,609	1,618,609
Materials and Services	1,517,405	1,402,662	2,936,902	2,836,150	2,836,150	2,836,150
Capital Outlay	63,429	36,222	32,835	43,835	43,835	43,835
Transfers	-	4,430	10,000	10,500	10,500	10,500
Contingency	-	-	27,965	1,281	1,281	1,281
Sub-Total	2,781,971	2,525,022	4,634,877	4,510,375	4,510,375	4,510,375
Unappropriated End. Fund Balance	1,558,176	1,482,831	-	-	-	-
TOTAL REQUIREMENTS	4,340,147	4,007,852	4,634,877	4,510,375	4,510,375	4,510,375

Special Revenue Fund: Administratively Restricted
Summary by Use

Account	Instruction	Inst. Support	Community Services	Student Services	College Support Services	Plant Operations	Transfers	Reserves	TOTAL
PERSONNEL SERVICES	746,154	264,234	119,610	434,541	54,070	-	-	-	1,618,609
MATERIALS & SERVICES	1,251,923	477,470	72,275	796,634	228,848	9,000	-	-	2,836,150
CAPITAL EXPENDITURES	43,835	-	-	-	-	-	-	-	43,835
TRANSFERS	-	-	-	-	-	-	10,500	-	10,500
CONTINGENCY	-	-	-	-	-	-	-	1,281	1,281
TOTAL	2,041,912	741,704	191,885	1,231,175	282,918	9,000	10,500	1,281	4,510,375
FTE	18	7	3	11	1	-	-	-	40

Administratively Restricted: Resources

RESOURCES	Fiscal Year 2011 - 2012 ACTUAL Amounts	Fiscal Year 2012 - 2013 ACTUAL Amounts	Fiscal Year 2013 - 2014 CURRENT Budget	Fiscal Year 2014 - 2015 PROPOSED Budget	Fiscal Year 2014 - 2015 APPROVED Budget	**Fiscal Year 2014 - 2015 ADOPTED Budget**
Adult Basic Skills	19,586	31,329	40,000	6,375	6,375	6,375
Apprenticeship	3,864	3,559	3,288	1,200	1,200	1,200
Apprenticeship Coordinator	99,959	77,649	70,861	58,397	58,397	58,397
Art Fees	24,754	21,573	20,000	20,000	20,000	20,000
Athletic Concessions	23,730	23,287	19,600	22,365	22,365	22,365
Athletic Teams	-	-	30,000	-	-	-
Athletic Vending Machines	11,679	12,482	5,000	12,506	12,506	12,506
Automotive	67,930	47,667	36,190	41,234	41,234	41,234
Aviation	41,082	45,315	50,232	38,500	38,500	38,500
Business Education	13,864	8,806	4,851	4,954	4,954	4,954
Business and Workforce Dev	173,581	157,266	134,000	60,342	60,342	60,342
Civil Engineering	4,088	9,999	6,000	7,176	7,176	7,176
COG Rehab	3,384	-	-	-	-	-
Community Ed	228,971	228,345	220,000	217,117	217,117	217,117
Community Ed Conferences (Former Health)	14,868	52,857	11,600	74,873	74,873	74,873
Conference on Aging	13,198	11,784	13,000	14,344	14,344	14,344
Construction	(118,554)	(154,513)	-	-	-	-
Contracted Testing	28,711	-	-	-	-	-
CPR Program	61,126	67,997	65,000	61,141	61,141	61,141
Criminal Justice	15,374	18,551	10,777	14,000	14,000	14,000
CTE DIVISION	3,276	6,735	6,731	3,439	3,439	3,439
Culinary Arts	17,069	12,465	13,500	22,800	22,800	22,800
CURRICULUM DEV DIST ED	-	48,691	59,995	58,420	58,420	58,420
Custodian Fees	5,290	6,383	9,000	9,000	9,000	9,000
Dental Assistant	14,578	96	37,500	34,360	34,360	34,360
Dental Hygiene	23,044	-	-	-	-	-

Administratively Restricted: Resources

RESOURCES	Fiscal Year 2011 - 2012 ACTUAL Amounts	Fiscal Year 2012 - 2013 ACTUAL Amounts	Fiscal Year 2013 - 2014 CURRENT Budget	Fiscal Year 2014 - 2015 PROPOSED Budget	Fiscal Year 2014 - 2015 APPROVED Budget	**Fiscal Year 2014 - 2015 ADOPTED Budget**
Distance Ed	139,822	102,832	125,000	142,492	142,492	142,492
Distance Ed - Hosted	655,973	373,295	250,000	40,050	40,050	40,050
Driver's Ed	62,962	52,201	67,500	62,328	62,328	62,328
Education Fees	1,632	1,639	1,497	-	-	-
EMT	102,966	82,857	90,000	113,143	113,143	113,143
English Theater	3,461	3,437	9,000	9,000	9,000	9,000
Fitness Center	35,768	33,250	30,922	42,184	42,184	42,184
Fire Science Fees	14,984	6,951	9,229	36,613	36,613	36,613
Ford Family Center	385,836	344,928	293,775	286,383	286,383	286,383
Foundation	-	12,302	53,712	54,070	54,070	54,070
Great Teachers	29,956	31,412	29,750	29,655	29,655	29,655
Green Program	-	-	50,000	50,000	50,000	50,000
Health & Human Performance	35,985	33,157	27,800	30,000	30,000	30,000
International	-	-	-	20,000	20,000	20,000
Library Book Sales	2,920	5,448	5,875	6,300	6,300	6,300
Management Information System	274,379	313,381	205,000	212,848	212,848	212,848
Men's Basketball	14,935	18,766	9,334	9,212	9,212	9,212
Men's Basketball Ad	-	-	600	-	-	-
Music Lessons	54,767	50,594	45,000	55,309	55,309	55,309
Music - Vocal & Instrumental	36,315	30,436	30,200	30,137	30,137	30,137
Non Credit Online Registration	-	-	20,000	20,000	20,000	20,000
Nursing Fees	186,965	202,083	190,000	175,070	175,070	175,070
Oregon Diversity Institute	3,314	2,976	2,964	1,981	1,981	1,981
Oregon Musical Theatre Festival	39,290	27,190	45,000	45,000	45,000	45,000
Outdoor Recreation	25,417	4,439	25,535	24,985	24,985	24,985
Paralegal Online Fees	-	7,723	11,625	7,452	7,452	7,452
Parking Fees	6,134	8,440	10,000	10,000	10,000	10,000

Administratively Restricted: Resources

RESOURCES	Fiscal Year 2011 - 2012 ACTUAL Amounts	Fiscal Year 2012 - 2013 ACTUAL Amounts	Fiscal Year 2013 - 2014 CURRENT Budget	Fiscal Year 2014 - 2015 PROPOSED Budget	Fiscal Year 2014 - 2015 APPROVED Budget	**Fiscal Year 2014 - 2015 ADOPTED Budget**
Pool Operations	-	-	-	73,305	73,305	73,305
Practical Nursing	928	14,690	18,000	17,615	17,615	17,615
SAIF	-	33,261	59,092	-	-	-
SBDC Portability Program	-	41	-	-	-	-
SBDC Program	78,916	58,975	66,000	52,211	52,211	52,211
SBDC - UBC	-	-	20,000	47,884	47,884	47,884
Science Fees	43,423	52,755	40,000	40,225	40,225	40,225
SOWI Dedication	8,152	-	-	-	-	-
Special Events	55,555	46,487	60,000	59,709	59,709	59,709
Student Activity Fee	324,622	304,196	253,900	219,000	219,000	219,000
Student Life	214,261	205,656	197,000	155,165	155,165	155,165
Student Newspaper	17,324	15,828	11,000	11,000	11,000	11,000
Student Success Fee (SD)	-	82,253	97,000	183,457	183,457	183,457
Student Success Fee	1,546	82,153	97,000	86,053	86,053	86,053
Student Technology Fees	474,506	484,854	352,000	350,000	350,000	350,000
Theater Arts	9,994	1,441	19,668	20,000	20,000	20,000
Truck Driving	8,715	3,679	95,000	93,562	93,562	93,562
UCC Leadership	1,400	-	-	-	-	-
Umpqua Transit Bus Passes	50,425	39,270	65,000	50,000	50,000	50,000
Umpqua Valley Wine Festival	17,890	-	-	-	-	-
Vesta Seminars	-	1,501	3,929	3,929	3,929	3,929
Viticulture and Enology	3,882	2,964	9,000	8,600	8,600	8,600
Volleyball Camp	21,726	23,397	15,000	14,704	14,704	14,704
Volleyball Fees	31,568	19,895	28,601	37,620	37,620	37,620
Welding	20,920	17,318	17,500	17,500	17,500	17,500

Administratively Restricted: Resources

RESOURCES	Fiscal Year 2011 - 2012 ACTUAL Amounts	Fiscal Year 2012 - 2013 ACTUAL Amounts	Fiscal Year 2013 - 2014 CURRENT Budget	Fiscal Year 2014 - 2015 PROPOSED Budget	Fiscal Year 2014 - 2015 APPROVED Budget	**Fiscal Year 2014 - 2015 ADOPTED Budget**
Wildland Firefighting	25,940	13,566	13,986	11,505	11,505	11,505
Wine Revenue	-	-	25,000	35,000	35,000	35,000
Wine Seminars	8,931	4,221	12,000	12,000	12,000	12,000
Women's Basketball	10,139	6,403	9,000	13,576	13,576	13,576
Women's Basketball Ad	1,152	5,034	4,600	-	-	-
Auxilliary Revenue Program	-	-	539,158	600,000	600,000	600,000
TOTAL RESOURCES	4,340,147	4,007,893	4,634,877	4,510,375	4,510,375	4,510,375

Administratively Restricted: Requirements

	Fiscal Year 2011 - 2012 ACTUAL Amounts	Fiscal Year 2012 - 2013 ACTUAL Amounts	Fiscal Year 2013 - 2014 CURRENT Budget	Fiscal Year 2014 - 2015 PROPOSED Budget	Fiscal Year 2014 - 2015 APPROVED Budget	**Fiscal Year 2014 - 2015 ADOPTED Budget**
ADULT BASIC SKILLS						
Personnel Services	315	207	36,567	2,375	2,375	2,375
Materials and Services	543	4,449	3,433	4,000	4,000	4,000
Capital Outlay	-	-	-	-	-	-
Contingency	-	-	-	-	-	-
Unappropriated End. Fund Balance	18,729	26,674	-	-	-	-
Total Fund Requirements	19,586	31,330	40,000	6,375	6,375	6,375
APPRENTICESHIP						
Personnel Services	-	-	-	-	-	-
Materials and Services	1,576	3,380	3,288	1,200	1,200	1,200
Capital Outlay	-	-	-	-	-	-
Contingency	-	-	-	-	-	-
Unappropriated End. Fund Balance	2,288	179	-	-	-	-
Total Fund Requirements	3,864	3,559	3,288	1,200	1,200	1,200
APPRENTICESHIP COORDINATOR						
Personnel Services	30,844	27,389	33,625	35,639	35,639	35,639
Materials and Services	13,255	8,413	37,236	22,758	22,758	22,758
Capital Outlay	-	-	-	-	-	-
Contingency	-	-	-	-	-	-
Unappropriated End. Fund Balance	55,861	41,847	-	-	-	-
Total Fund Requirements	99,959	77,649	70,861	58,397	58,397	58,397
ART FEES						
Personnel Services	-	-	-	-	-	-
Materials and Services	17,637	16,241	20,000	20,000	20,000	20,000
Capital Outlay	-	-	-	-	-	-
Contingency	-	-	-	-	-	-
Unappropriated End. Fund Balance	7,117	5,332	-	-	-	-
Total Fund Requirements	24,754	21,573	20,000	20,000	20,000	20,000

Administratively Restricted: Requirements

	Fiscal Year 2011 - 2012 ACTUAL Amounts	Fiscal Year 2012 - 2013 ACTUAL Amounts	Fiscal Year 2013 - 2014 CURRENT Budget	Fiscal Year 2014 - 2015 PROPOSED Budget	Fiscal Year 2014 - 2015 APPROVED Budget	**Fiscal Year 2014 - 2015 ADOPTED Budget**
ATHLETIC CONCESSIONS						
Personnel Services	569	2,410	3,562	8,824	8,824	8,824
Materials and Services	5,701	8,385	16,038	13,541	13,541	13,541
Capital Outlay	-	-	-	-	-	-
Transfers	-	-	-	-	-	-
Contingency	-	-	-	-	-	-
Unappropriated End. Fund Balance	17,460	12,492	-	-	-	-
Total Fund Requirements	23,730	23,287	19,600	22,365	22,365	22,365
ATHLETIC TEAMS						
Personnel Services	-	-	-	-	-	-
Materials and Services	-	-	30,000	-	-	-
Capital Outlay	-	-	-	-	-	-
Contingency	-	-	-	-	-	-
Unappropriated End. Fund Balance	-	-	-	-	-	-
Total Fund Requirements	-	-	30,000	-	-	-
ATHLETIC VENDING MACHINES						
Personnel Services	-	-	-	-	-	-
Materials and Services	1,864	1,599	5,000	12,506	12,506	12,506
Capital Outlay	-	-	-	-	-	-
Contingency	-	-	-	-	-	-
Unappropriated End. Fund Balance	9,815	10,883	-	-	-	-
Total Fund Requirements	11,679	12,482	5,000	12,506	12,506	12,506
AUTOMOTIVE						
Personnel Services	15,560	2,406	8,399	11,734	11,734	11,734
Materials and Services	36,180	30,229	27,791	29,500	29,500	29,500
Capital Outlay	-	-	-	-	-	-
Contingency	-	-	-	-	-	-
Unappropriated End. Fund Balance	16,190	15,032	-	-	-	-
Total Fund Requirements	67,930	47,667	36,190	41,234	41,234	41,234

Administratively Restricted: Requirements

	Fiscal Year 2011 - 2012 ACTUAL Amounts	Fiscal Year 2012 - 2013 ACTUAL Amounts	Fiscal Year 2013 - 2014 CURRENT Budget	Fiscal Year 2014 - 2015 PROPOSED Budget	Fiscal Year 2014 - 2015 APPROVED Budget	**Fiscal Year 2014 - 2015 ADOPTED Budget**
AVIATION						
Personnel Services	-	-	-	-	-	-
Materials and Services	34,850	40,431	50,232	38,500	38,500	38,500
Capital Outlay	-	-	-	-	-	-
Contingency	-	-	-	-	-	-
Unappropriated End. Fund Balance	6,232	4,884	-	-	-	-
Total Fund Requirements	41,082	45,315	50,232	38,500	38,500	38,500
BUSINESS EDUCATION						
Personnel Services	3,887	3,413	3,733	2,173	2,173	2,173
Materials and Services	2,377	1,413	1,118	1,500	1,500	1,500
Capital Outlay	-	-	-	-	-	-
Contingency	-	-	-	1,281	1,281	1,281
Unappropriated End. Fund Balance	7,600	3,980	-	-	-	-
Total Fund Requirements	13,864	8,806	4,851	4,954	4,954	4,954
BUSINESS & WORKFORCE DEV						
Personnel Services	14,228	779	-	5,842	5,842	5,842
Materials and Services	29,680	41,360	134,000	44,500	44,500	44,500
Capital Outlay	-	-	-	10,000	10,000	10,000
Contingency	-	-	-	-	-	-
Unappropriated End. Fund Balance	129,673	115,128	-	-	-	-
Total Fund Requirements	173,581	157,266	134,000	60,342	60,342	60,342
CIVIL ENGINEERING						
Personnel Services	-	5,938	6,000	5,176	5,176	5,176
Materials and Services	2,350	-	-	2,000	2,000	2,000
Capital Outlay	-	-	-	-	-	-
Contingency	-	-	-	-	-	-
Unappropriated End. Fund Balance	1,738	4,061	-	-	-	-
Total Fund Requirements	4,088	9,999	6,000	7,176	7,176	7,176

Administratively Restricted: Requirements

	Fiscal Year 2011 - 2012 ACTUAL Amounts	Fiscal Year 2012 - 2013 ACTUAL Amounts	Fiscal Year 2013 - 2014 CURRENT Budget	Fiscal Year 2014 - 2015 PROPOSED Budget	Fiscal Year 2014 - 2015 APPROVED Budget	**Fiscal Year 2014 - 2015 ADOPTED Budget**
COG REHAB						
Personnel Services	-	-	-	-	-	-
Materials and Services	3,384	-	-	-	-	-
Capital Outlay	-	-	-	-	-	-
Contingency	-	-	-	-	-	-
Unappropriated End. Fund Balance	-	-	-	-	-	-
Total Fund Requirements	3,384	-	-	-	-	-
COMMUNITY ED						
Personnel Services	153,027	151,400	181,802	154,040	154,040	154,040
Materials and Services	35,674	44,295	38,198	53,077	53,077	53,077
Capital Outlay	-	12,000	-	10,000	10,000	10,000
Contingency	-	-	-	-	-	-
Unappropriated End. Fund Balance	40,270	20,650	-	-	-	-
Total Fund Requirements	228,971	228,345	220,000	217,117	217,117	217,117
COMMUNITY ED CONFERENCES (Former HEALTH)						
Personnel Services	2,837	873	2,173	2,173	2,173	2,173
Materials and Services	17,072	42,207	9,427	67,700	67,700	67,700
Capital Outlay	-	4,222	-	5,000	5,000.00	5,000.00
Contingency	-	-	-	-	-	-
Unappropriated End. Fund Balance	(5,040)	5,554	-	-	-	-
Total Fund Requirements	14,868	52,857	11,600	74,873	74,873	74,873
CONFERENCE ON AGING						
Personnel Services	5,046	5,100	5,640	5,895	5,895	5,895
Materials and Services	3,868	3,724	7,360	8,449	8,449	8,449
Capital Outlay	-	-	-	-	-	-
Contingency	-	-	-	-	-	-
Unappropriated End. Fund Balance	4,283	2,961	-	-	-	-
Total Fund Requirements	13,198	11,784	13,000	14,344	14,344	14,344

Administratively Restricted: Requirements

	Fiscal Year 2011 - 2012 ACTUAL Amounts	Fiscal Year 2012 - 2013 ACTUAL Amounts	Fiscal Year 2013 - 2014 CURRENT Budget	Fiscal Year 2014 - 2015 PROPOSED Budget	Fiscal Year 2014 - 2015 APPROVED Budget	**Fiscal Year 2014 - 2015 ADOPTED Budget**
CONSTRUCTION						
Personnel Services	-	-	-	-	-	-
Materials and Services	-	-	-	-	-	-
Capital Outlay	47,713	-	-	-	-	-
Contingency	-	-	-	-	-	-
Unappropriated End. Fund Balance	(166,267)	(154,513)	-	-	-	-
Total Fund Requirements	(118,554)	(154,513)	-	-	-	-
CONTRACTED TESTING						
Personnel Services	28,711	-	-	-	-	-
Materials and Services	-	-	-	-	-	-
Capital Outlay	-	-	-	-	-	-
Contingency	-	-	-	-	-	-
Unappropriated End. Fund Balance	-	-	-	-	-	-
Total Fund Requirements	28,711	-	-	-	-	-
CPR PROGRAM						
Personnel Services	41,929	42,231	48,676	41,853	41,853	41,853
Materials and Services	15,046	19,261	16,324	19,288	19,288	19,288
Capital Outlay	-	-	-	-	-	-
Contingency	-	-	-	-	-	-
Unappropriated End. Fund Balance	4,151	6,504	-	-	-	-
Total Fund Requirements	61,126	67,997	65,000	61,141	61,141	61,141
CRIMINAL JUSTICE						
Personnel Services	-	-	-	-	-	-
Materials and Services	8,598	7,244	10,777	14,000	14,000	14,000
Capital Outlay	-	-	-	-	-	-
Contingency	-	-	-	-	-	-
Unappropriated End. Fund Balance	6,777	11,307	-	-	-	-
Total Fund Requirements	15,374	18,551	10,777	14,000	14,000	14,000

Administratively Restricted: Requirements

	Fiscal Year 2011 - 2012 ACTUAL Amounts	Fiscal Year 2012 - 2013 ACTUAL Amounts	Fiscal Year 2013 - 2014 CURRENT Budget	Fiscal Year 2014 - 2015 PROPOSED Budget	Fiscal Year 2014 - 2015 APPROVED Budget	**Fiscal Year 2014 - 2015 ADOPTED Budget**
CTE DIVISION						
Personnel Services	-	-	-	3,289	3,289	3,289
Materials and Services	(13)	5	6,731	150	150	150
Capital Outlay	-	-	-	-	-	-
Contingency	-	-	-	-	-	-
Unappropriated End. Fund Balance	3,289	6,730	-	-	-	-
Total Fund Requirements	3,276	6,735	6,731	3,439	3,439	3,439
CULINARY ARTS						
Personnel Services	216	-	-	-	-	-
Materials and Services	16,852	12,465	13,500	22,800	22,800	22,800
Capital Outlay	-	-	-	-	-	-
Contingency	-	-	-	-	-	-
Unappropriated End. Fund Balance	-	-	-	-	-	-
Total Fund Requirements	17,069	12,465	13,500	22,800	22,800	22,800
CURRICULUM DEV DIST ED						
Personnel Services	-	37,869	59,995	58,420	58,420	58,420
Materials and Services	-	-	-	-	-	-
Capital Outlay	-	-	-	-	-	-
Contingency	-	-	-	-	-	-
Unappropriated End. Fund Balance	-	10,822	-	-	-	-
Total Fund Requirements	-	48,691	59,995	58,420	58,420	58,420
CUSTODIAN FEES						
Personnel Services	151	-	-	-	-	-
Materials and Services	-	2	9,000	9,000	9,000	9,000
Capital Outlay	-	-	-	-	-	-
Contingency	-	-	-	-	-	-
Unappropriated End. Fund Balance	5,139	6,381	-	-	-	-
Total Fund Requirements	5,290	6,383	9,000	9,000	9,000	9,000

Administratively Restricted: Requirements

	Fiscal Year 2011 - 2012 ACTUAL Amounts	Fiscal Year 2012 - 2013 ACTUAL Amounts	Fiscal Year 2013 - 2014 CURRENT Budget	Fiscal Year 2014 - 2015 PROPOSED Budget	Fiscal Year 2014 - 2015 APPROVED Budget	**Fiscal Year 2014 - 2015 ADOPTED Budget**
DENTAL ASSISTANT						
Personnel Services	29,786	27,680	26,398	29,210	29,210	29,210
Materials and Services	6,046	9,003	11,102	5,150	5,150	5,150
Capital Outlay	-	-	-	-	-	-
Contingency	-	-	-	-	-	-
Unappropriated End. Fund Balance	(21,254)	(36,587)	-	-	-	-
Total Fund Requirements	14,578	96	37,500	34,360	34,360	34,360
DENTAL HYGIENE						
Personnel Services	15,924	-	-	-	-	-
Materials and Services	7,120	-	-	-	-	-
Capital Outlay	-	-	-	-	-	-
Contingency	-	-	-	-	-	-
Unappropriated End. Fund Balance	-	-	-	-	-	-
Total Fund Requirements	23,044	-	-	-	-	-
DISTANCE ED						
Personnel Services	73,237	797	-	125,972	125,972	125,972
Materials and Services	12,755	3,288	125,000	16,520	16,520	16,520
Capital Outlay	-	-	-	-	-	-
Contingency	-	-	-	-	-	-
Unappropriated End. Fund Balance	53,830	98,747	-	-	-	-
Total Fund Requirements	139,822	102,832	125,000	142,492	142,492	142,492
DISTANCE ED - HOSTED						
Personnel Services	83,613	135,314	201,819	7,010	7,010	7,010
Materials and Services	200,342	11,102	48,181	33,040	33,040	33,040
Capital Outlay	-	-	-	-	-	-
Contingency	-	-	-	-	-	-
Unappropriated End. Fund Balance	372,018	226,879	-	-	-	-
Total Fund Requirements	655,973	373,295	250,000	40,050	40,050	40,050

Administratively Restricted: Requirements

	Fiscal Year 2011 - 2012 ACTUAL Amounts	Fiscal Year 2012 - 2013 ACTUAL Amounts	Fiscal Year 2013 - 2014 CURRENT Budget	Fiscal Year 2014 - 2015 PROPOSED Budget	Fiscal Year 2014 - 2015 APPROVED Budget	**Fiscal Year 2014 - 2015 ADOPTED Budget**
DRIVER'S ED						
Personnel Services	50,942	36,082	54,112	52,628	52,628	52,628
Materials and Services	9,694	8,545	13,388	9,700	9,700	9,700
Capital Outlay	-	-	-	-	-	-
Transfers	-	-	-	-	-	-
Contingency	-	-	-	-	-	-
Unappropriated End. Fund Balance	2,327	7,574	-	-	-	-
Total Fund Requirements	62,962	52,201	67,500	62,328	62,328	62,328
EDUCATION FEES						
Personnel Services	-	-	-	-	-	-
Materials and Services	-	255	1,497	-	-	-
Capital Outlay	-	-	-	-	-	-
Contingency	-	-	-	-	-	-
Unappropriated End. Fund Balance	1,632	1,384	-	-	-	-
Total Fund Requirements	1,632	1,639	1,497	-	-	-
EMT						
Personnel Services	43,315	35,170	43,897	47,823	47,823	47,823
Materials and Services	61,587	39,357	46,103	65,320	65,320	65,320
Capital Outlay	-	-	-	-	-	-
Contingency	-	-	-	-	-	-
Unappropriated End. Fund Balance	(1,936)	8,330	-	-	-	-
Total Fund Requirements	102,966	82,857	90,000	113,143	113,143	113,143
ENGLISH THEATER						
Personnel Services	-	-	-	-	-	-
Materials and Services	7,150	6,657	9,000	9,000	9,000	9,000
Capital Outlay	-	-	-	-	-	-
Contingency	-	-	-	-	-	-
Unappropriated End. Fund Balance	(3,690)	(3,220)	-	-	-	-
Total Fund Requirements	3,461	3,437	9,000	9,000	9,000	9,000

Administratively Restricted: Requirements

	Fiscal Year 2011 - 2012 ACTUAL Amounts	Fiscal Year 2012 - 2013 ACTUAL Amounts	Fiscal Year 2013 - 2014 CURRENT Budget	Fiscal Year 2014 - 2015 PROPOSED Budget	Fiscal Year 2014 - 2015 APPROVED Budget	**Fiscal Year 2014 - 2015 ADOPTED Budget**
FITNESS CENTER						
Personnel Services	2,431	-	17,695	28,957	28,957	28,957
Materials and Services	9,700	-	4,392	4,392	4,392	4,392
Capital Outlay	-	-	8,835	8,835	8,835	8,835
Contingency	-	-	-	-	-	-
Unappropriated End. Fund Balance	23,637	-	-	-	-	-
Total Fund Requirements	35,768	-	30,922	42,184	42,184	42,184
FIRE SCIENCE FEES						
Personnel Services	-	-	-	3,056	3,056	3,056
Materials and Services	13,755	5,002	9,229	33,557	33,557	33,557
Capital Outlay	-	-	-	-	-	-
Contingency	-	-	-	-	-	-
Unappropriated End. Fund Balance	1,229	1,948	-	-	-	-
Total Fund Requirements	14,984	6,951	9,229	36,613	36,613	36,613
FORD FAMILY CENTER						
Personnel Services	246,815	240,701	260,488	271,383	271,383	271,383
Materials and Services	21,207	16,818	32,500	15,000	15,000	15,000
Capital Outlay	-	-	-	-	-	-
Contingency	-	-	787	-	-	-
Unappropriated End. Fund Balance	117,814	87,408	-	-	-	-
Total Fund Requirements	385,836	344,928	293,775	286,383	286,383	286,383
FOUNDATION						
Personnel Services	-	12,302	53,712	54,070	54,070	54,070
Materials and Services	-	-	-	-	-	-
Capital Outlay	-	-	-	-	-	-
Contingency	-	-	-	-	-	-
Unappropriated End. Fund Balance	-	-	-	-	-	-
Total Fund Requirements	-	12,302	53,712	54,070	54,070	54,070

Administratively Restricted: Requirements

	Fiscal Year 2011 - 2012 ACTUAL Amounts	Fiscal Year 2012 - 2013 ACTUAL Amounts	Fiscal Year 2013 - 2014 CURRENT Budget	Fiscal Year 2014 - 2015 PROPOSED Budget	Fiscal Year 2014 - 2015 APPROVED Budget	**Fiscal Year 2014 - 2015 ADOPTED Budget**
GREAT TEACHERS						
Personnel Services	2,381	-	3,600	3,505	3,505	3,505
Materials and Services	13,811	22,939	26,150	26,150	26,150	26,150
Capital Outlay	-	-	-	-	-	-
Contingency	-	-	-	-	-	-
Unappropriated End. Fund Balance	13,764	8,472	-	-	-	-
Total Fund Requirements	29,956	31,412	29,750	29,655	29,655	29,655
GREEN PROGRAM						
Personnel Services	-	-	-	-	-	-
Materials and Services	-	-	50,000	50,000	50,000	50,000
Capital Outlay	-	-	-	-	-	-
Contingency	-	-	-	-	-	-
Unappropriated End. Fund Balance	-	-	-	-	-	-
Total Fund Requirements	-	-	50,000	50,000	50,000	50,000
HEALTH & HUMAN PERFORMANCE						
Personnel Services	-	2,954	-	-	-	-
Materials and Services	19,198	20,742	17,800	20,000	20,000	20,000
Capital Outlay	-	-	10,000	10,000	10,000	10,000
Contingency	-	-	-	-	-	-
Unappropriated End. Fund Balance	16,787	42,711	-	-	-	-
Total Fund Requirements	35,985	66,407	27,800	30,000	30,000	30,000
INTERNATIONAL						
Personnel Services	-	-	-	-	-	-
Materials and Services	-	-	-	20,000	20,000	20,000
Capital Outlay	-	-	-	-	-	-
Contingency	-	-	-	-	-	-
Unappropriated End. Fund Balance	-	-	-	-	-	-
Total Fund Requirements	-	-	-	20,000	20,000	20,000

Administratively Restricted: Requirements

	Fiscal Year 2011 - 2012 ACTUAL Amounts	Fiscal Year 2012 - 2013 ACTUAL Amounts	Fiscal Year 2013 - 2014 CURRENT Budget	Fiscal Year 2014 - 2015 PROPOSED Budget	Fiscal Year 2014 - 2015 APPROVED Budget	**Fiscal Year 2014 - 2015 ADOPTED Budget**
LIBRARY BOOK SALES						
Personnel Services	-	-	-	-	-	-
Materials and Services	500	2,569	5,875	6,300	6,300	6,300
Capital Outlay	-	-	-	-	-	-
Contingency	-	-	-	-	-	-
Unappropriated End. Fund Balance	2,420	2,879	-	-	-	-
Total Fund Requirements	2,920	5,448	5,875	6,300	6,300	6,300
MANAGEMENT INFO SYSTEM						
Personnel Services	-	-	-	-	-	-
Materials and Services	164,597	242,893	205,000	212,848	212,848	212,848
Capital Outlay	-	-	-	-	-	-
Contingency	-	-	-	-	-	-
Unappropriated End. Fund Balance	109,781	70,488	-	-	-	-
Total Fund Requirements	274,379	313,381	205,000	212,848	212,848	212,848
MEN'S BASKETBALL						
Personnel Services	1,605	-	4,634	4,512	4,512	4,512
Materials and Services	8,698	14,501	4,700	4,700	4,700	4,700
Capital Outlay	-	-	-	-	-	-
Contingency	-	-	-	-	-	-
Unappropriated End. Fund Balance	4,632	4,265	-	-	-	-
Total Fund Requirements	14,935	18,766	9,334	9,212	9,212	9,212
MEN'S BASKETBALL AD						
Personnel Services	-	-	-	-	-	-
Materials and Services	-	-	600	-	-	-
Capital Outlay	-	-	-	-	-	-
Contingency	-	-	-	-	-	-
Unappropriated End. Fund Balance	-	-	-	-	-	-
Total Fund Requirements	-	-	600	-	-	-

Administratively Restricted: Requirements

	Fiscal Year 2011 - 2012 ACTUAL Amounts	Fiscal Year 2012 - 2013 ACTUAL Amounts	Fiscal Year 2013 - 2014 CURRENT Budget	Fiscal Year 2014 - 2015 PROPOSED Budget	Fiscal Year 2014 - 2015 APPROVED Budget	**Fiscal Year 2014 - 2015 ADOPTED Budget**
MUSIC LESSONS						
Personnel Services	24,843	14,634	44,096	42,939	42,939	42,939
Materials and Services	-	250	904	12,370	12,370	12,370
Capital Outlay	-	-	-	-	-	-
Contingency	-	-	-	-	-	-
Unappropriated End. Fund Balance	29,924	35,710	-	-	-	-
Total Fund Requirements	54,767	50,594	45,000	55,309	55,309	55,309
MUSIC - VOCAL & INSTRUMENTAL						
Personnel Services	-	-	2,400	2,337	2,337	2,337
Materials and Services	22,398	23,702	27,800	27,800	27,800	27,800
Capital Outlay	-	-	-	-	-	-
Contingency	-	-	-	-	-	-
Unappropriated End. Fund Balance	13,917	6,735	-	-	-	-
Total Fund Requirements	36,315	30,436	30,200	30,137	30,137	30,137
Non-Credit Online Registration						
Personnel Services	-	-	-	-	-	-
Materials and Services	-	-	20,000	20,000	20,000	20,000
Capital Outlay	-	-	-	-	-	-
Contingency	-	-	-	-	-	-
Unappropriated End. Fund Balance	-	-	-	-	-	-
Total Fund Requirements	-	-	20,000	20,000	20,000	20,000
NURSING FEES						
Personnel Services	78,217	62,707	85,032	87,470	87,470	87,470
Materials and Services	77,500	91,921	85,790	87,600	87,600	87,600
Capital Outlay	-	-	-	-	-	-
Contingency	-	-	19,178	-	-	-
Unappropriated End. Fund Balance	31,248	47,455	-	-	-	-
Total Fund Requirements	186,965	202,083	190,000	175,070	175,070	175,070

Administratively Restricted: Requirements

	Fiscal Year 2011 - 2012 ACTUAL Amounts	Fiscal Year 2012 - 2013 ACTUAL Amounts	Fiscal Year 2013 - 2014 CURRENT Budget	Fiscal Year 2014 - 2015 PROPOSED Budget	Fiscal Year 2014 - 2015 APPROVED Budget	**Fiscal Year 2014 - 2015 ADOPTED Budget**
OREGON DIVERSITY INSTITUTE						
Personnel Services	-	-	-	-	-	-
Materials and Services	350	315	2,964	1,981	1,981	1,981
Capital Outlay	-	-	-	-	-	-
Contingency	-	-	-	-	-	-
Unappropriated End. Fund Balance	2,964	2,661	-	-	-	-
Total Fund Requirements	3,314	2,976	2,964	1,981	1,981	1,981
OREGON MUSICAL THEATRE FESTIVAL						
Personnel Services	-	-	-	-	-	-
Materials and Services	30,327	26,016	45,000	45,000	45,000	45,000
Capital Outlay	-	-	-	-	-	-
Contingency	-	-	-	-	-	-
Unappropriated End. Fund Balance	8,962	1,174	-	-	-	-
Total Fund Requirements	39,290	27,190	45,000	45,000	45,000	45,000
OUTDOOR RECREATION						
Personnel Services	11,173	5,109	14,951	20,401	20,401	20,401
Materials and Services	21,758	6,416	10,584	4,584	4,584	4,584
Capital Outlay	-	-	-	-	-	-
Contingency	-	-	-	-	-	-
Unappropriated End. Fund Balance	(7,514)	(7,087)	-	-	-	-
Total Fund Requirements	25,417	4,439	25,535	24,985	24,985	24,985
PARALEGAL ONLINE FEES						
Personnel Services	-	6,257	6,479	2,602	2,602	2,602
Materials and Services	-	-	5,146	4,850	4,850	4,850
Capital Outlay	-	-	-	-	-	-
Contingency	-	-	-	-	-	-
Unappropriated End. Fund Balance	-	1,466	-	-	-	-
Total Fund Requirements	-	7,723	11,625	7,452	7,452	7,452

Administratively Restricted: Requirements

	Fiscal Year 2011 - 2012 ACTUAL Amounts	Fiscal Year 2012 - 2013 ACTUAL Amounts	Fiscal Year 2013 - 2014 CURRENT Budget	Fiscal Year 2014 - 2015 PROPOSED Budget	Fiscal Year 2014 - 2015 APPROVED Budget	**Fiscal Year 2014 - 2015 ADOPTED Budget**
PARKING FEES						
Personnel Services	-	-	-	-	-	-
Materials and Services	-	-	10,000	10,000	10,000	10,000
Capital Outlay	-	-	-	-	-	-
Contingency	-	-	-	-	-	-
Unappropriated End. Fund Balance	6,134	8,440	-	-	-	-
Total Fund Requirements	6,134	8,440	10,000	10,000	10,000	10,000
POOL OPERATIONS						
Personnel Services	-	-	-	67,511	67,511	67,511
Materials and Services	-	-	-	5,794	5,794	5,794
Capital Outlay	-	-	-	-	-	-
Contingency	-	-	-	-	-	-
Unappropriated End. Fund Balance	-	-	-	-	-	-
Total Fund Requirements	-	-	-	73,305	73,305	73,305
PRACTICAL NURSING						
Personnel Services	1,059	1,278	-	9,715	9,715	9,715
Materials and Services	3,929	5,278	8,500	7,900	7,900	7,900
Capital Outlay	-	-	1,500	-	-	-
Contingency	-	-	8,000	-	-	-
Unappropriated End. Fund Balance	(4,061)	8,133	-	-	-	-
Total Fund Requirements	928	14,690	18,000	17,615	17,615	17,615
SAIF						
Personnel Services	-	-	-	-	-	-
Materials and Services	-	-	59,092	-	-	-
Capital Outlay	-	-	-	-	-	-
Contingency	-	-	-	-	-	-
Unappropriated End. Fund Balance	-	33,261	-	-	-	-
Total Fund Requirements	-	33,261	59,092	-	-	-

Administratively Restricted: Requirements

	Fiscal Year 2011 - 2012 ACTUAL Amounts	Fiscal Year 2012 - 2013 ACTUAL Amounts	Fiscal Year 2013 - 2014 CURRENT Budget	Fiscal Year 2014 - 2015 PROPOSED Budget	Fiscal Year 2014 - 2015 APPROVED Budget	**Fiscal Year 2014 - 2015 ADOPTED Budget**
SBDC PORTABILITY PROGRAM						
Personnel Services	-	-	-	-	-	-
Materials and Services	-	-	-	-	-	-
Capital Outlay	-	-	-	-	-	-
Contingency	-	-	-	-	-	-
Unappropriated End. Fund Balance	-	-	-	-	-	-
Total Fund Requirements	-	-	-	-	-	-
SBDC PROGRAM						
Personnel Services	25,440	16,855	37,602	16,235	16,235	16,235
Materials and Services	14,138	3,353	28,398	35,976	35,976	35,976
Capital Outlay	-	-	-	-	-	-
Contingency	-	-	-	-	-	-
Unappropriated End. Fund Balance	39,339	38,767	-	-	-	-
Total Fund Requirements	78,916	58,975	66,000	52,211	52,211	52,211
SBDC-UBC						
Personnel Services	-	-	20,000	47,884	47,884	47,884
Materials and Services	-	-	-	-	-	-
Capital Outlay	-	-	-	-	-	-
Contingency	-	-	-	-	-	-
Unappropriated End. Fund Balance	-	-	-	-	-	-
Total Fund Requirements	-	-	20,000	47,884	47,884	47,884
SCIENCE FEES						
Personnel Services	1,897	-	-	-	-	-
Materials and Services	23,456	33,092	27,500	40,225	40,225	40,225
Capital Outlay	-	-	12,500	-	-	-
Contingency	-	-	-	-	-	-
Unappropriated End. Fund Balance	18,071	19,663	-	-	-	-
Total Fund Requirements	43,423	52,755	40,000	40,225	40,225	40,225

Administratively Restricted: Requirements

	Fiscal Year 2011 - 2012 ACTUAL Amounts	Fiscal Year 2012 - 2013 ACTUAL Amounts	Fiscal Year 2013 - 2014 CURRENT Budget	Fiscal Year 2014 - 2015 PROPOSED Budget	Fiscal Year 2014 - 2015 APPROVED Budget	**Fiscal Year 2014 - 2015 ADOPTED Budget**
SOWI DEDICATION						
Personnel Services	-	-	-	-	-	-
Materials and Services	8,152	-	-	-	-	-
Capital Outlay	-	-	-	-	-	-
Contingency	-	-	-	-	-	-
Unappropriated End. Fund Balance	-	-	-	-	-	-
Total Fund Requirements	8,152	-	-	-	-	-
SPECIAL EVENTS						
Personnel Services	55,555	40,152	43,566	43,275	43,275	43,275
Materials and Services	-	10,547	16,434	16,434	16,434	16,434
Capital Outlay	-	-	-	-	-	-
Contingency	-	-	-	-	-	-
Unappropriated End. Fund Balance	-	(4,213)	-	-	-	-
Total Fund Requirements	55,555	46,487	60,000	59,709	59,709	59,709
STUDENT ACTIVITY FEE						
Personnel Services	-	-	-	-	-	-
Materials and Services	68,283	77,104	243,900	208,500	208,500	208,500
Capital Outlay	10,000	20,000	-	-	-	-
Contingency	-	-	-	-	-	-
Transfers	-	4,430	10,000	10,500	10,500	10,500
Unappropriated End. Fund Balance	246,340	202,662	-	-	-	-
Total Fund Requirements	324,622	304,196	253,900	219,000	219,000	219,000
STUDENT LIFE						
Personnel Services	72,430	74,799	79,689	88,665	88,665	88,665
Materials and Services	17,976	12,761	117,311	66,500	66,500	66,500
Capital Outlay	-	-	-	-	-	-
Contingency	-	-	-	-	-	-
Unappropriated End. Fund Balance	123,854	118,096	-	-	-	-
Total Fund Requirements	214,261	205,656	197,000	155,165	155,165	155,165

Administratively Restricted: Requirements

	Fiscal Year 2011 - 2012 ACTUAL Amounts	Fiscal Year 2012 - 2013 ACTUAL Amounts	Fiscal Year 2013 - 2014 CURRENT Budget	Fiscal Year 2014 - 2015 PROPOSED Budget	Fiscal Year 2014 - 2015 APPROVED Budget	**Fiscal Year 2014 - 2015 ADOPTED Budget**
STUDENT NEWSPAPER						
Personnel Services	-	-	-	-	-	-
Materials and Services	2,483	1,555	11,000	11,000	11,000	11,000
Capital Outlay	-	-	-	-	-	-
Contingency	-	-	-	-	-	-
Unappropriated End. Fund Balance	14,841	14,273	-	-	-	-
Total Fund Requirements	17,324	15,828	11,000	11,000	11,000	11,000
STUDENT SUCCESS FEE (SD)						
Personnel Services	-	-	64,267	49,957	49,957	49,957
Materials and Services	-	-	32,733	133,500	133,500	133,500
Capital Outlay	-	-	-	-	-	-
Contingency	-	-	-	-	-	-
Unappropriated End. Fund Balance	-	82,253	-	-	-	-
Total Fund Requirements	-	82,253	97,000	183,457	183,457	183,457
STUDENT SUCCESS FEE (Tutoring)						
Personnel Services	-	29,459	83,786	76,553	76,553	76,553
Materials and Services	-	15,047	13,214	9,500	9,500	9,500
Capital Outlay	-	-	-	-	-	-
Contingency	-	-	-	-	-	-
Unappropriated End. Fund Balance	1,546	37,647	-	-	-	-
Total Fund Requirements	1,546	82,153	97,000	86,053	86,053	86,053
STUDENT TECHNOLOGY FEES						
Personnel Services	-	-	-	-	-	-
Materials and Services	240,802	282,920	352,000	350,000	350,000	350,000
Capital Outlay	-	-	-	-	-	-
Contingency	-	-	-	-	-	-
Unappropriated End. Fund Balance	233,704	201,934	-	-	-	-
Total Fund Requirements	474,506	484,854	352,000	350,000	350,000	350,000

Administratively Restricted: Requirements

	Fiscal Year 2011 - 2012 ACTUAL Amounts	Fiscal Year 2012 - 2013 ACTUAL Amounts	Fiscal Year 2013 - 2014 CURRENT Budget	Fiscal Year 2014 - 2015 PROPOSED Budget	Fiscal Year 2014 - 2015 APPROVED Budget	**Fiscal Year 2014 - 2015 ADOPTED Budget**
THEATER ARTS						
Personnel Services	-	-	-	-	-	-
Materials and Services	9,520	888	19,668	20,000	20,000	20,000
Capital Outlay	-	-	-	-	-	-
Contingency	-	-	-	-	-	-
Unappropriated End. Fund Balance	474	553	-	-	-	-
Total Fund Requirements	9,994	1,441	19,668	20,000	20,000	20,000
TRUCK DRIVING						
Personnel Services	70,900	46,380	69,992	64,262	64,262	64,262
Materials and Services	13,888	10,893	25,008	29,300	29,300	29,300
Capital Outlay	-	-	-	-	-	-
Contingency	-	-	-	-	-	-
Unappropriated End. Fund Balance	(76,074)	(53,594)	-	-	-	-
Total Fund Requirements	8,715	3,679	95,000	93,562	93,562	93,562
UCC LEADERSHIP						
Personnel Services	-	-	-	-	-	-
Materials and Services	1,400	-	-	-	-	-
Capital Outlay	-	-	-	-	-	-
Contingency	-	-	-	-	-	-
Unappropriated End. Fund Balance	-	-	-	-	-	-
Total Fund Requirements	1,400	-	-	-	-	-
UMPQUA TRANSIT BUS PASSES						
Personnel Services	-	-	-	-	-	-
Materials and Services	50,425	39,270	65,000	50,000	50,000	50,000
Capital Outlay	-	-	-	-	-	-
Contingency	-	-	-	-	-	-
Unappropriated End. Fund Balance	-	-	-	-	-	-
Total Fund Requirements	50,425	39,270	65,000	50,000	50,000	50,000

Administratively Restricted: Requirements

	Fiscal Year 2011 - 2012 ACTUAL Amounts	Fiscal Year 2012 - 2013 ACTUAL Amounts	Fiscal Year 2013 - 2014 CURRENT Budget	Fiscal Year 2014 - 2015 PROPOSED Budget	Fiscal Year 2014 - 2015 APPROVED Budget	**Fiscal Year 2014 - 2015 ADOPTED Budget**
UMPQUA VALLEY WINE FESTIVAL						
Personnel Services	-	-	-	-	-	-
Materials and Services	17,890	-	-	-	-	-
Capital Outlay	-	-	-	-	-	-
Contingency	-	-	-	-	-	-
Unappropriated End. Fund Balance	-	-	-	-	-	-
Total Fund Requirements	17,890	-	-	-	-	-
VESTA SEMINAR						
Personnel Services	-	-	-	-	-	-
Materials and Services	-	1,071	3,929	3,929	3,929	3,929
Capital Outlay	-	-	-	-	-	-
Contingency	-	-	-	-	-	-
Unappropriated End. Fund Balance	-	430	-	-	-	-
Total Fund Requirements	-	1,501	3,929	3,929	3,929	3,929
VITICULTURE & ENOLOGY						
Personnel Services	-	-	-	-	-	-
Materials and Services	4,113	1,987	9,000	8,600	8,600	8,600
Capital Outlay	-	-	-	-	-	-
Contingency	-	-	-	-	-	-
Unappropriated End. Fund Balance	(231)	977	-	-	-	-
Total Fund Requirements	3,882	2,964	9,000	8,600	8,600	8,600
VOLLEYBALL CAMP						
Personnel Services	-	1,082	6,783	6,487	6,487	6,487
Materials and Services	21,213	20,685	8,217	8,217	8,217	8,217
Capital Outlay	-	-	-	-	-	-
Contingency	-	-	-	-	-	-
Unappropriated End. Fund Balance	513	1,630	-	-	-	-
Total Fund Requirements	21,726	23,397	15,000	14,704	14,704	14,704

Administratively Restricted: Requirements

	Fiscal Year 2011 - 2012 ACTUAL Amounts	Fiscal Year 2012 - 2013 ACTUAL Amounts	Fiscal Year 2013 - 2014 CURRENT Budget	Fiscal Year 2014 - 2015 PROPOSED Budget	Fiscal Year 2014 - 2015 APPROVED Budget	**Fiscal Year 2014 - 2015 ADOPTED Budget**
VOLLEYBALL FEES						
Personnel Services	6,934	9,738	8,507	17,526	17,526	17,526
Materials and Services	24,473	26,083	20,094	20,094	20,094	20,094
Capital Outlay	-	-	-	-	-	-
Contingency	-	-	-	-	-	-
Unappropriated End. Fund Balance	161	(15,926)	-	-	-	-
Total Fund Requirements	31,568	19,895	28,601	37,620	37,620	37,620
WELDING						
Personnel Services	-	-	-	-	-	-
Materials and Services	18,830	17,093	17,500	17,500	17,500	17,500
Capital Outlay	-	-	-	-	-	-
Contingency	-	-	-	-	-	-
Unappropriated End. Fund Balance	2,090	225	-	-	-	-
Total Fund Requirements	20,920	17,318	17,500	17,500	17,500	17,500
WILDLAND FIREFIGHTING						
Personnel Services	5,049	2,243	2,599	8,355	8,355	8,355
Materials and Services	6,588	1,036	11,387	3,150	3,150	3,150
Capital Outlay	5,716	-	-	-	-	-
Contingency	-	-	-	-	-	-
Unappropriated End. Fund Balance	8,586	10,287	-	-	-	-
Total Fund Requirements	25,940	13,566	13,986	11,505	11,505	11,505
WINE REVENUE						
Personnel Services	-	-	-	-	-	-
Materials and Services	-	-	25,000	35,000	35,000	35,000
Capital Outlay	-	-	-	-	-	-
Contingency	-	-	-	-	-	-
Unappropriated End. Fund Balance	-	-	-	-	-	-
Total Fund Requirements	-	-	25,000	35,000	35,000	35,000

Administratively Restricted: Requirements

	Fiscal Year 2011 - 2012 ACTUAL Amounts	Fiscal Year 2012 - 2013 ACTUAL Amounts	Fiscal Year 2013 - 2014 CURRENT Budget	Fiscal Year 2014 - 2015 PROPOSED Budget	Fiscal Year 2014 - 2015 APPROVED Budget	**Fiscal Year 2014 - 2015 ADOPTED Budget**
WINE SEMINARS						
Personnel Services	-	-	-	-	-	-
Materials and Services	6,724	198	12,000	12,000	12,000	12,000
Capital Outlay	-	-	-	-	-	-
Contingency	-	-	-	-	-	-
Unappropriated End. Fund Balance	2,208	4,023	-	-	-	-
Total Fund Requirements	8,931	4,221	12,000	12,000	12,000	12,000
WOMEN'S BASKETBALL						
Personnel Services	271	-	900	876	876	876
Materials and Services	8,137	3,558	8,100	12,700	12,700	12,700
Capital Outlay	-	-	-	-	-	-
Contingency	-	-	-	-	-	-
Unappropriated End. Fund Balance	1,732	2,845	-	-	-	-
Total Fund Requirements	10,139	6,403	9,000	13,576	13,576	13,576
WOMEN'S BASKETBALL AD						
Personnel Services	-	-	-	-	-	-
Materials and Services	-	850	4,600	-	-	-
Capital Outlay	-	-	-	-	-	-
Contingency	-	-	-	-	-	-
Unappropriated End. Fund Balance	1,152	4,184	-	-	-	-
Total Fund Requirements	1,152	5,034	4,600	-	-	-
AUXILLIARY REVENUE PROGRAM						
Personnel Services	-	-	-	-	-	-
Materials and Services	-	-	539,158	600,000	600,000	600,000
Capital Outlay	-	-	-	-	-	-
Contingency	-	-	-	-	-	-
Unappropriated End. Fund Balance	-	-	-	-	-	-
Total Fund Requirements	-	-	539,158	600,000	600,000	600,000
TOTAL REQUIREMENTS	4,340,147	4,007,852	4,634,877	4,510,375	4,510,375	4,510,375

Page Intentionally Left Blank

Financial Aid Fund
Summary of Resources and Requirements

RESOURCES	Fiscal Year 2011 - 2012 ACTUAL Amounts	Fiscal Year 2012 - 2013 ACTUAL Amounts	Fiscal Year 2013 - 2014 CURRENT Budget	Fiscal Year 2014 - 2015 PROPOSED Budget	Fiscal Year 2014 - 2015 APPROVED Budget	**Fiscal Year 2014 - 2015 ADOPTED Budget**
Beginning Fund Balance	-	-	-	-	-	-
Federal Revenue	22,789,049	12,722,284	40,237,570	22,190,674	22,190,674	22,190,674
State Revenue	840,342	744,433	1,415,000	1,415,000	1,415,000	1,415,000
Local Revenue	665,237	621,912	2,000,000	2,000,000	2,000,000	2,000,000
Transfers	100,041	70,131	52,686	47,667	47,667	47,667
TOTAL RESOURCES	24,394,669	14,158,761	43,705,256	25,653,341	25,653,341	25,653,341
REQUIREMENTS						
Personnel Services	150,694	165,084	160,928	133,808	133,808	133,808
Financial Aid	24,223,654	13,993,677	43,544,328	25,519,533	25,519,533	25,519,533
Transfers	20,321	-	-	-	-	-
Contingency	-	-	-	-	-	-
Sub-Total	24,394,669	14,158,761	43,705,256	25,653,341	25,653,341	25,653,341
Unappropriated End. Fund Balance	-	-	-	-	-	-
TOTAL REQUIREMENTS	24,394,669	14,158,761	43,705,256	25,653,341	25,653,341	25,653,341

Financial Aid Fund Resources

RESOURCES	Fiscal Year 2011 - 2012 ACTUAL Amounts	Fiscal Year 2012 - 2013 ACTUAL Amounts	Fiscal Year 2013 - 2014 CURRENT Budget	Fiscal Year 2014 - 2015 PROPOSED Budget	Fiscal Year 2014 - 2015 APPROVED Budget	**Fiscal Year 2014 - 2015 ADOPTED Budget**
CHAFEE GRANT						
Beginning Fund Balance	-	-	-	-	-	-
State Revenue	6,000	2,000	15,000	15,000	15,000	15,000
Transfers	-	-	-	-	-	-
Total Fund Resources	6,000	2,000	15,000	15,000	15,000	15,000
DIRECT LOAN						
Beginning Fund Balance	-	-	-	-	-	-
Federal Revenue	12,760,837	5,991,613	25,000,000	12,000,000	12,000,000	12,000,000
Transfers	-	-	-	-	-	-
Total Fund Resources	12,760,837	5,991,613	25,000,000	12,000,000	12,000,000	12,000,000
FEDERAL WORK STUDY						
Beginning Fund Balance	-	-	-	-	-	-
Federal Revenue	128,261	120,327	134,107	107,047	107,047	107,047
Local Revenue	-	629	-	-	-	-
Transfers	42,754	41,114	26,821	26,761	26,761	26,761
Total Fund Resources	171,015	162,070	160,928	133,808	133,808	133,808
FSEOG						
Beginning Fund Balance	-	-	-	-	-	-
Federal Revenue	107,739	90,067	103,463	83,627	83,627	83,627
Transfers	57,287	29,018	25,865	20,906	20,906	20,906
Total Fund Resources	165,026	119,085	129,328	104,533	104,533	104,533
HRSA						
Beginning Fund Balance	-	-	-	-	-	-
Federal Revenue	19,234	-	-	-	-	-
Transfers	-	-	-	-	-	-
Total Fund Resources	19,234	-	-	-	-	-

Financial Aid Fund Resources

RESOURCES	Fiscal Year 2011 - 2012 ACTUAL Amounts	Fiscal Year 2012 - 2013 ACTUAL Amounts	Fiscal Year 2013 - 2014 CURRENT Budget	Fiscal Year 2014 - 2015 PROPOSED Budget	Fiscal Year 2014 - 2015 APPROVED Budget	**Fiscal Year 2014 - 2015 ADOPTED Budget**
OREGON OPPORTUNITY GRANT						
Beginning Fund Balance	-	-	-	-	-	-
State Revenue	834,342	742,433	1,400,000	1,400,000	1,400,000	1,400,000
Transfers	-	-	-	-	-	-
Total Fund Resources	834,342	742,433	1,400,000	1,400,000	1,400,000	1,400,000
PELL GRANT						
Beginning Fund Balance	-	-	-	-	-	-
Federal Revenue	9,772,978	6,520,277	15,000,000	10,000,000	10,000,000	10,000,000
Transfers	-	-	-	-	-	-
Total Fund Resources	9,772,978	6,520,277	15,000,000	10,000,000	10,000,000	10,000,000
SCHOLARSHIPS						
Beginning Fund Balance	-	-	-	-	-	-
Local Revenue	665,237	621,283	2,000,000	2,000,000	2,000,000	2,000,000
Transfers	-	-	-	-	-	-
Total Fund Resources	665,237	621,283	2,000,000	2,000,000	2,000,000	2,000,000
TOTAL RESOURCES	24,394,669	14,158,761	43,705,256	25,653,341	25,653,341	25,653,341

Financial Aid Fund Requirements

REQUIREMENTS	Fiscal Year 2011 - 2012 ACTUAL Amounts	Fiscal Year 2012 - 2013 ACTUAL Amounts	Fiscal Year 2013 - 2014 CURRENT Budget	Fiscal Year 2014 - 2015 PROPOSED Budget	Fiscal Year 2014 - 2015 APPROVED Budget	**Fiscal Year 2014 - 2015 ADOPTED Budget**
CHAFEE GRANT						
Financial Aid	6,000	2,000	15,000	15,000	15,000	15,000
Unappropriated End. Fund Balance	-	-	-	-	-	-
Total Fund Requirements	6,000	2,000	15,000	15,000	15,000	15,000
DIRECT LOAN						
Financial Aid	12,760,837	5,991,613	25,000,000	12,000,000	12,000,000	12,000,000
Unappropriated End. Fund Balance	-	-	-	-	-	-
Total Fund Requirements	12,760,837	5,991,613	25,000,000	12,000,000	12,000,000	12,000,000
FEDERAL WORK STUDY						
Personnel Services	150,694	165,084	160,928	133,808	133,808	133,808
Financial Aid	-	-	-	-	-	-
Transfers	20,321	-	-	-	-	-
Unappropriated End. Fund Balance	-	-	-	-	-	-
Total Fund Requirements	171,015	165,084	160,928	133,808	133,808	133,808
FSEOG						
Financial Aid	165,026	116,071	129,328	104,533	104,533	104,533
Transfers	-	-	-	-	-	-
Unappropriated End. Fund Balance	-	-	-	-	-	-
Total Fund Requirements	165,026	116,071	129,328	104,533	104,533	104,533
HRSA						
Financial Aid	19,234	-	-	-	-	-
Unappropriated End. Fund Balance	-	-	-	-	-	-
Total Fund Requirements	19,234	-	-	-	-	-

Financial Aid Fund Requirements

REQUIREMENTS	Fiscal Year 2011 - 2012 ACTUAL Amounts	Fiscal Year 2012 - 2013 ACTUAL Amounts	Fiscal Year 2013 - 2014 CURRENT Budget	Fiscal Year 2014 - 2015 PROPOSED Budget	Fiscal Year 2014 - 2015 APPROVED Budget	**Fiscal Year 2014 - 2015 ADOPTED Budget**
OREGON OPPORTUNITY GRANT						
Financial Aid	834,342	742,433	1,400,000	1,400,000	1,400,000	1,400,000
Unappropriated End. Fund Balance	-	-	-	-	-	-
Total Fund Requirements	834,342	742,433	1,400,000	1,400,000	1,400,000	1,400,000
PELL GRANT						
Financial Aid	9,772,978	6,520,277	15,000,000	10,000,000	10,000,000	10,000,000
Unappropriated End. Fund Balance	-	-	-	-	-	-
Total Fund Requirements	9,772,978	6,520,277	15,000,000	10,000,000	10,000,000	10,000,000
SCHOLARSHIPS						
Financial Aid	665,237	621,283	2,000,000	2,000,000	2,000,000	2,000,000
Contingency	-	-	-	-	-	-
Unappropriated End. Fund Balance	-	-	-	-	-	-
Total Fund Requirements	665,237	621,283	2,000,000	2,000,000	2,000,000	2,000,000
TOTAL REQUIREMENTS	24,394,669	14,158,761	43,705,256	25,653,341	25,653,341	25,653,341

Page Intentionally Left Blank

Capital Projects Fund
Summary of Resources and Requirements

RESOURCES	Fiscal Year 2011 - 2012 ACTUAL Amounts	Fiscal Year 2012 - 2013 ACTUAL Amounts	Fiscal Year 2013 - 2014 CURRENT Budget	Fiscal Year 2014 - 2015 PROPOSED Budget	Fiscal Year 2014 - 2015 APPROVED Budget	**Fiscal Year 2014 - 2015 ADOPTED Budget**
Beginning Fund Balance	616,130	364,870	761,600	486,600	486,600	486,600
Interest	7,575	2,792	500	100	100	100
Capital Contributions	2,500,000	-	-	-	-	-
Other Financing Sources	-	-	18,400,000	325,000	325,000	325,000
Transfers	1,140,000	570,000	400,000	200,000	200,000	200,000
TOTAL RESOURCES	4,263,705	937,662	19,562,100	1,011,700	1,011,700	1,011,700
REQUIREMENTS						
Personnel Services	25,128	120	-	-	-	-
Materials and Services	196,604	175,516	212,000	161,600	161,600	161,600
Capital Outlay	3,677,104	10,175	19,350,000	850,000	850,000	850,000
Transfers	-	-	100	100	100	100
Contingency	-	-	-	-	-	-
Sub-Total	3,898,836	185,811	19,562,100	1,011,700	1,011,700	1,011,700
Unappropriated End. Fund Balance	364,870	751,850	-	-	-	-
TOTAL REQUIREMENTS	4,263,705	937,662	19,562,100	1,011,700	1,011,700	1,011,700

Capital Projects Fund
Resources and Requirements by Fund

RESOURCES	Fiscal Year 2011 - 2012 ACTUAL Amounts	Fiscal Year 2012 - 2013 ACTUAL Amounts	Fiscal Year 2013 - 2014 CURRENT Budget	Fiscal Year 2014 - 2015 PROPOSED Budget	Fiscal Year 2014 - 2015 APPROVED Budget	**Fiscal Year 2014 - 2015 ADOPTED Budget**
CAPITAL PROJECTS						
Beginning Fund Balance	228,875	116,681	200,000	200,000	200,000	200,000
Local Revenue	1,039	657	500	100	100	100
Transfers	167,222	250,000	250,000	100,000	100,000	100,000
Total Fund Resources	397,136	367,338	450,500	300,100	300,100	300,100
REQUIREMENTS						
CAPITAL PROJECTS						
Personnel Services	-	-	-	-	-	-
Materials and Services	47,533	171,226	200,400	150,000	150,000	150,000
Capital Outlay	232,922	4,135	250,000	150,000	150,000	150,000
Transfers	-	-	100	100	100	100
Contingency	-	-	-	-	-	-
Unappropriated End. Fund Balance	116,681	191,977	-	-	-	-
Total Fund Requirements	397,136	367,338	450,500	300,100	300,100	300,100

Capital Projects Fund
Resources and Requirements by Fund

RESOURCES	Fiscal Year 2011 - 2012 ACTUAL Amounts	Fiscal Year 2012 - 2013 ACTUAL Amounts	Fiscal Year 2013 - 2014 CURRENT Budget	Fiscal Year 2014 - 2015 PROPOSED Budget	Fiscal Year 2014 - 2015 APPROVED Budget	**Fiscal Year 2014 - 2015 ADOPTED Budget**
PRE-BOND WORK						
Beginning Fund Balance	(178,962)	(194,877)	-	-	-	-
Local Revenue	-		-	-	-	-
Transfers	450,000	194,877	-	-	-	-
Total Fund Resources	271,038	-	-	-	-	-
REQUIREMENTS						
PRE-BOND WORK						
Personnel Services	22,209	-	-	-	-	-
Materials and Services	70,676	-	-	-	-	-
Capital Outlay	373,029	-	-	-	-	-
Transfers	-	-	-	-	-	-
Contingency	-	-	-	-	-	-
Unappropriated End. Fund Balance	(194,877)	-	-	-	-	-
Total Fund Requirements	271,038	-	-	-	-	-

Capital Projects Fund
Resources and Requirements by Fund

RESOURCES	Fiscal Year 2011 - 2012 ACTUAL Amounts	Fiscal Year 2012 - 2013 ACTUAL Amounts	Fiscal Year 2013 - 2014 CURRENT Budget	Fiscal Year 2014 - 2015 PROPOSED Budget	Fiscal Year 2014 - 2015 APPROVED Budget	**Fiscal Year 2014 - 2015 ADOPTED Budget**
GYM FLOOR						
Beginning Fund Balance	21,297	15,897	11,600	11,600	11,600	11,600
Local Revenue	99	59	-	-	-	-
Transfers	-	-	-	-	-	-
Total Fund Resources	21,397	15,955	11,600	11,600	11,600	11,600
REQUIREMENTS						
GYM FLOOR						
Personnel Services	-	-	-	-	-	-
Materials and Services	5,500	4,290	11,600	11,600	11,600	11,600
Capital Outlay	-	-	-	-	-	-
Transfers	-	-	-	-	-	-
Contingency	-	-	-	-	-	-
Unappropriated End. Fund Balance	15,897	11,665	-	-	-	-
Total Fund Requirements	21,397	15,955	11,600	11,600	11,600	11,600

Capital Projects Fund
Resources and Requirements by Fund

RESOURCES	Fiscal Year 2011 - 2012 ACTUAL Amounts	Fiscal Year 2012 - 2013 ACTUAL Amounts	Fiscal Year 2013 - 2014 CURRENT Budget	Fiscal Year 2014 - 2015 PROPOSED Budget	Fiscal Year 2014 - 2015 APPROVED Budget	**Fiscal Year 2014 - 2015 ADOPTED Budget**
Teaching Learning and Event Center						
Beginning Fund Balance	43,507	-	-	-	-	-
Local Revenues	3,958	-	-	-	-	-
Capital Contribution	2,500,000	-	-	-	-	-
Other Financing Sources	-	-	-	-	-	-
Transfers	332,900	-	-	-	-	-
Total Fund Resources	2,880,365	-	-	-	-	-
REQUIREMENTS						
Teaching Learning and Event Center						
Personnel Services	2,919	-	-	-	-	-
Materials and Services	48,929	-	-	-	-	-
Capital Outlay	2,828,517	-	-	-	-	-
Transfers	-	-	-	-	-	-
Contingency	-	-	-	-	-	-
Unappropriated End. Fund Balance	-	-	-	-	-	-
Total Fund Requirements	2,880,365	-	-	-	-	-

Capital Projects Fund
Resources and Requirements by Fund

RESOURCES	Fiscal Year 2011 - 2012 ACTUAL Amounts	Fiscal Year 2012 - 2013 ACTUAL Amounts	Fiscal Year 2013 - 2014 CURRENT Budget	Fiscal Year 2014 - 2015 PROPOSED Budget	Fiscal Year 2014 - 2015 APPROVED Budget	**Fiscal Year 2014 - 2015 ADOPTED Budget**
LOTTERYBOND CTE						
Beginning Fund Balance	-	-	-	-	-	-
Lottery Bonds	-	-	400,000	325,000	325,000	325,000
Transfers	-	-	-	-	-	-
Total Fund Resources	-	-	400,000	325,000	325,000	325,000
REQUIREMENTS						
LOTTERYBOND CTE						
Personnel Services	-	-	-	-	-	-
Materials and Services	-	-	-	-	-	-
Capital Outlay	-	-	400,000	325,000	325,000	325,000
Transfers	-	-	-	-	-	-
Contingency	-	-	-	-	-	-
Unappropriated End. Fund Balance	-	-	-	-	-	-
Total Fund Requirements	-	-	400,000	325,000	325,000	325,000

Capital Projects Fund
Resources and Requirements by Fund

RESOURCES	Fiscal Year 2011 - 2012 ACTUAL Amounts	Fiscal Year 2012 - 2013 ACTUAL Amounts	Fiscal Year 2013 - 2014 CURRENT Budget	Fiscal Year 2014 - 2015 PROPOSED Budget	Fiscal Year 2014 - 2015 APPROVED Budget	**Fiscal Year 2014 - 2015 ADOPTED Budget**
FURNISHINGS & EQUIPMENT						
Beginning Fund Balance	501,413	427,169	50,000	100,000	100,000	100,000
Local Revenue	2,479	2,076	-	-	-	-
Transfers	189,878	125,123	100,000	50,000	50,000	50,000
Total Fund Resources	693,770	554,369	150,000	150,000	150,000	150,000
REQUIREMENTS						
FURNISHINGS & EQUIPMENT						
Personnel Services	-	120	-	-	-	-
Materials and Services	23,966	-	-	-	-	-
Capital Outlay	242,635	6,040	150,000	150,000	150,000	150,000
Transfers	-	-	-	-	-	-
Contingency	-	-	-	-	-	-
Unappropriated End. Fund Balance	427,169	548,208	-	-	-	-
Total Fund Requirements	693,770	554,369	150,000	150,000	150,000	150,000

Capital Projects Fund
Resources and Requirements by Fund

RESOURCES	Fiscal Year 2011 - 2012 ACTUAL Amounts	Fiscal Year 2012 - 2013 ACTUAL Amounts	Fiscal Year 2013 - 2014 CURRENT Budget	Fiscal Year 2014 - 2015 PROPOSED Budget	Fiscal Year 2014 - 2015 APPROVED Budget	**Fiscal Year 2014 - 2015 ADOPTED Budget**
POOL REPAIR						
Beginning Fund Balance	-	-	500,000	125,000	125,000	125,000
Local Revenue	-	-	-	-	-	-
Transfers	-	-	-	-	-	-
Total Fund Resources	-	-	500,000	125,000	125,000	125,000
REQUIREMENTS						
POOL REPAIR						
Personnel Services	-	-	-	-	-	-
Materials and Services	-	-	-	-	-	-
Capital Outlay	-	-	500,000	125,000	125,000	125,000
Transfers	-	-	-	-	-	-
Contingency	-	-	-	-	-	-
Unappropriated End. Fund Balance	-	-	-	-	-	-
Total Fund Requirements	-	-	500,000	125,000	125,000	125,000

Capital Projects Fund
Resources and Requirements by Fund

RESOURCES	Fiscal Year 2011 - 2012 ACTUAL Amounts	Fiscal Year 2012 - 2013 ACTUAL Amounts	Fiscal Year 2013 - 2014 CURRENT Budget	Fiscal Year 2014- 2015 PROPOSED Budget	Fiscal Year 2014- 2015 APPROVED Budget	**Fiscal Year 2014- 2015 ADOPTED Budget**
General Obligation Bonds						
Beginning Fund Balance	-	-	-	-	-	-
Other Financing Sources	-	-	18,000,000	-	-	-
Transfers	-	-	-	-	-	-
Total Fund Resources	-	-	18,000,000	-	-	-
REQUIREMENTS						
General Obligation Bonds						
Capital Outlay	-	-	18,000,000	-	-	-
Transfers	-	-	-	-	-	-
Contingency	-	-	-	-	-	-
Unappropriated End. Fund Balance	-	-	-	-	-	-
Total Fund Requirements	-	-	18,000,000	-	-	-

Capital Projects Fund
Resources and Requirements by Fund

RESOURCES	Fiscal Year 2011 - 2012 ACTUAL Amounts	Fiscal Year 2012 - 2013 ACTUAL Amounts	Fiscal Year 2013 - 2014 CURRENT Budget	Fiscal Year 2014 - 2015 PROPOSED Budget	Fiscal Year 2014 - 2015 APPROVED Budget	**Fiscal Year 2014 - 2015 ADOPTED Budget**
DEFERRED MAINT						
Beginning Fund Balance	-	-	-	50,000	50,000	50,000
Local Revenue	-	-	-	-	-	-
Transfers	-	-	50,000	50,000	50,000	50,000
Total Fund Resources	-	-	50,000	100,000	100,000	100,000
REQUIREMENTS						
DEFERRED MAINT						
Personnel Services	-	-	-	-	-	-
Materials and Services	-	-	-	-	-	-
Capital Outlay	-	-	50,000	100,000	100,000	100,000
Transfers	-	-	-	-	-	-
Contingency	-	-	-	-	-	-
Unappropriated End. Fund Balance	-	-	-	-	-	-
Total Fund Requirements	-	-	50,000	100,000	100,000	100,000

Debt Service Fund
Summary of Resources and Requirements

RESOURCES	Fiscal Year 2011 - 2012 ACTUAL Amounts	Fiscal Year 2012 - 2013 ACTUAL Amounts	Fiscal Year 2013 - 2014 CURRENT Budget	Fiscal Year 2014 - 2015 PROPOSED Budget	Fiscal Year 2014 - 2015 APPROVED Budget	**Fiscal Year 2014 - 2015 ADOPTED Budget**
Beginning Fund Balance	1,654,348	1,964,514	2,170,590	2,304,387	2,304,387	2,304,387
Property Tax Revenue	-	-	-	-	-	-
Full Faith and Credit Obligations	89,393	87,825	76,434	79,269	79,269	79,269
Pension Bonds Payable	11,964	11,242	10,000	11,107	11,107	11,107
Transfers	1,344,244	1,277,691	1,248,196	1,243,196	1,243,196	1,243,196
TOTAL RESOURCES	3,099,950	3,341,272	3,505,220	3,637,959	3,637,959	3,637,959
REQUIREMENTS						
Full Faith and Credit Obligations						
Materials & Services	600	1,467	4,000	4,000	4,000	4,000
Principle (Issued Sept 2010)	130,000	135,000	135,000	135,000	135,000	135,000
Interest (Payments 12/1, 6/1)	196,734	194,154	192,076	189,137	189,137	189,137
Total Fund Requirements	327,334	330,621	331,076	328,137	328,137	328,137
Pension Bonds Payable						
Materials & Services	1,720	130	3,000	3,000	3,000	3,000
Principle (Issued Feb 2004)	185,000	225,000	275,000	325,000	325,000	325,000
Interest (Payments 12/30, 6/30)	621,381	612,956	602,276	589,084	589,084	589,084
Total Fund Requirements	808,102	838,087	880,276	917,084	917,084	917,084
SUB -TOTAL	1,135,436	1,168,708	1,211,352	1,245,221	1,245,221	1,245,221
Unappropriated End. Fund Balance	1,964,514	2,172,564	2,293,868	2,392,738	2,392,738	2,392,738
TOTAL REQUIREMENTS	3,099,950	3,341,272	3,505,220	3,637,959	3,637,959	3,637,959

Page Intentionally Left Blank

Insurance Fund
Summary of Resources and Requirements

RESOURCES	Fiscal Year 2011 - 2012 ACTUAL Amounts	Fiscal Year 2012 - 2013 ACTUAL Amounts	Fiscal Year 2013 - 2014 CURRENT Budget	Fiscal Year 2014 - 2015 PROPOSED Budget	Fiscal Year 2014 - 2015 APPROVED Budget	**Fiscal Year 2014- 2015 ADOPTED Budget**
Beginning Fund Balance	270,587	277,366	279,577	247,483	247,483	247,483
Unemployment	862	673	800	1,000	1,000	1,000
Retiree	601	550	500	-	-	-
Transfers	355,625	321,174	255,923	230,000	230,000	230,000
TOTAL RESOURCES	627,675	599,763	536,800	478,483	478,483	478,483
REQUIREMENTS						
Unemployment						
Personnel Services	150,151	134,012	257,800	188,000	188,000	188,000
Materials & Services	2,655	1,760	3,000	3,000	3,000	3,000
Contingency	-	-	-	-	-	-
Unappropriated End. Fund Balance	155,522	160,423	-	-	-	-
Total Fund Requirements	308,328	296,195	260,800	191,000	191,000	191,000
Retiree						
Personnel Services	197,503	167,170	200,000	200,000	200,000	200,000
Materials & Services	-	-	6,000	-	-	-
Contingency	-	-	70,000	87,483	87,483	87,483
Unappropriated End.Fund Balance	121,844	136,398	-	-	-	-
Total Fund Requirements	319,347	303,568	276,000	287,483	287,483	287,483
TOTAL REQUIREMENTS	627,675	599,763	536,800	478,483	478,483	478,483

Page Intentionally Left Blank

Enterprise Fund
Summary of Resources and Requirements

RESOURCES	Fiscal Year 2011 - 2012 ACTUAL Amounts	Fiscal Year 2012 - 2013 ACTUAL Amounts	Fiscal Year 2013 - 2014 CURRENT Budget	Fiscal Year 2014 - 2015 PROPOSED Budget	Fiscal Year 2014 - 2015 APPROVED Budget	**Fiscal Year 2014 - 2015 ADOPTED Budget**
Beginning Fund Balance	1,257,503	1,388,017	975,000	1,113,795	1,113,795	1,113,795
Sales/Service Revenue	2,695,482	2,063,234	3,391,610	2,728,677	2,728,677	2,728,677
Transfers	50,000	50,000	50,000	50,000	50,000	50,000
TOTAL RESOURCES	4,002,985	3,501,250	4,416,610	3,892,472	3,892,472	3,892,472
REQUIREMENTS						
Personnel Services	304,557	324,701	400,717	428,944	428,944	428,944
Fringe Benefits	128,488	141,976	197,193	183,144	183,144	183,144
Materials and Services	1,956,924	1,399,430	3,368,700	2,730,384	2,730,384	2,730,384
Capital Outlay	-	-	-	-	-	-
Transfers	225,000	525,000	250,000	350,000	350,000	350,000
Contingency	-	-	200,000	200,000	200,000	200,000
Sub-Total	2,614,969	2,391,108	4,416,610	3,892,472	3,892,472	3,892,472
Unappropriated End. Fund Balance	1,388,016	1,110,142	-	-	-	-
TOTAL REQUIREMENTS	4,002,985	3,501,250	4,416,610	3,892,472	3,892,472	3,892,472

Enterprise Fund
Summary by Use

Account	Instruction	Inst. Support	Community Services	Student Services	College Support Services	Plant Operations	Transfers	Reserves	TOTAL
PERSONNEL SERVICES	-	-	-	612,088	-	-	-	-	612,088
MATERIALS & SERVICES	-	-	-	2,730,384	-	-	-	-	2,730,384
CAPITAL EXPENDITURES	-	-	-	-	-	-	-	-	-
TRANSFERS	-	-	-	-	-	-	350,000	-	350,000
CONTINGENCY	-	-	-	-	-	-	-	200,000	200,000
TOTAL	-	-	-	3,342,472	-	-	350,000	200,000	3,892,472
FTE	-	-	-	13	-	-	-	-	13

Enterprise Fund
Resources and Requirements by Fund

RESOURCES	Fiscal Year 2011 - 2012 ACTUAL Amounts	Fiscal Year 2012 - 2013 ACTUAL Amounts	Fiscal Year 2013 - 2014 CURRENT Budget	Fiscal Year 2014 - 2015 PROPOSED Budget	Fiscal Year 2014 - 2015 APPROVED Budget	**Fiscal Year 2014 - 2015 ADOPTED Budget**
FOOD SERVICES						
Beginning Fund Balance	(11,154)	10,957	-	-	-	-
Sales/Service Revenue	265,194	217,165	230,000	235,116	235,116	235,116
Transfers	50,000	50,000	50,000	50,000	50,000	50,000
Total Fund Resources	304,040	278,122	280,000	285,116	285,116	285,116
REQUIREMENTS						
FOOD SERVICES						
Personnel Services	110,603	120,054	121,614	132,349	132,349	132,349
Fringe Benefits	47,935	48,780	60,846	56,237	56,237	56,237
Materials and Services	134,544	113,103	97,540	96,530	96,530	96,530
Capital Outlay	-	-	-	-	-	-
Transfers	-	-	-	-	-	-
Contingency	-	-	-	-	-	-
Unappropriated End. Fund Balance	10,957	(3,814)	-	-	-	-
Total Fund Requirements	304,040	278,122	280,000	285,116	285,116	285,116

Enterprise Fund
Resources and Requirements by Fund

RESOURCES	Fiscal Year 2011 - 2012 ACTUAL Amounts	Fiscal Year 2012 - 2013 ACTUAL Amounts	Fiscal Year 2013 - 2014 CURRENT Budget	Fiscal Year 2014 - 2015 PROPOSED Budget	Fiscal Year 2014 - 2015 APPROVED Budget	**Fiscal Year 2014 - 2015 ADOPTED Budget**
CATERING						
Beginning Fund Balance	12,689	12,519	-	-	-	-
Sales/Service Revenue	129,076	114,080	150,000	153,999	153,999	153,999
Transfers	-	-	-	-	-	-
Total Fund Resources	141,765	126,599	150,000	153,999	153,999	153,999
REQUIREMENTS						
CATERING						
Personnel Services	52,102	55,489	71,381	79,682	79,682	79,682
Fringe Benefits	15,438	18,285	35,174	30,488	30,488	30,488
Materials and Services	61,706	52,663	43,445	43,830	43,830	43,830
Capital Outlay	-	-	-	-	-	-
Transfers	-	-	-	-	-	-
Contingency	-	-	-	-	-	-
Unappropriated End. Fund Balance	12,519	161	-	-	-	-
Total Fund Requirements	141,765	126,599	150,000	153,999	153,999	153,999

Enterprise Fund
Resources and Requirements by Fund

RESOURCES	Fiscal Year 2011 - 2012 ACTUAL Amounts	Fiscal Year 2012 - 2013 ACTUAL Amounts	Fiscal Year 2013 - 2014 CURRENT Budget	Fiscal Year 2014 - 2015 PROPOSED Budget	Fiscal Year 2014 - 2015 APPROVED Budget	**Fiscal Year 2014 - 2015 ADOPTED Budget**
BOOKSTORE						
Beginning Fund Balance	1,255,968	1,364,540	975,000	1,113,795	1,113,795	1,113,795
Sales/Service Revenue	2,301,212	1,731,989	2,411,610	1,539,562	1,539,562	1,539,562
Transfers	-	-	-	-	-	-
Total Fund Resources	3,557,180	3,096,529	3,386,610	2,653,357	2,653,357	2,653,357
REQUIREMENTS						
BOOKSTORE						
Personnel Services	141,852	149,158	207,722	216,914	216,914	216,914
Fringe Benefits	65,115	74,912	101,173	96,419	96,419	96,419
Materials and Services	1,760,673	1,233,664	2,627,715	1,790,024	1,790,024	1,790,024
Capital Outlay	-	-	-	-	-	-
Transfers	225,000	525,000	250,000	350,000	350,000	350,000
Contingency	-	-	200,000	200,000	200,000	200,000
Unappropriated End. Fund Balance	1,364,540	1,113,796	-	-	-	-
Total Fund Requirements	3,557,180	3,096,529	3,386,610	2,653,357	2,653,357	2,653,357

Enterprise Fund
Resources and Requirements by Fund

RESOURCES	Fiscal Year 2011 - 2012 ACTUAL Amounts	Fiscal Year 2012 - 2013 ACTUAL Amounts	Fiscal Year 2013 - 2014 CURRENT Budget	Fiscal Year 2014 - 2015 PROPOSED Budget	Fiscal Year 2014 - 2015 APPROVED Budget	**Fiscal Year 2014 - 2015 ADOPTED Budget**
INCUBATOR						
Beginning Fund Balance	-	-	-	-	-	-
Sales/Service Revenue	-	-	-	200,000	200,000	200,000
Transfers	-	-	-	-	-	-
Total Fund Resources	-	-	-	200,000	200,000	200,000
REQUIREMENTS						
INCUBATOR						
Personnel Services	-	-	-	-	-	-
Fringe Benefits	-	-	-	-	-	-
Materials and Services	-	-	-	200,000	200,000	200,000
Capital Outlay	-	-	-	-	-	-
Transfers	-	-	-	-	-	-
Contingency	-	-	-	-	-	-
Unappropriated End. Fund Balance	-	-	-	-	-	-
Total Fund Requirements	-	-	-	200,000	200,000	200,000

Enterprise Fund
Resources and Requirements by Fund

RESOURCES	Fiscal Year 2011 - 2012 ACTUAL Amounts	Fiscal Year 2012 - 2013 ACTUAL Amounts	Fiscal Year 2013 - 2014 CURRENT Budget	Fiscal Year 2014 - 2015 PROPOSED Budget	Fiscal Year 2014 - 2015 APPROVED Budget	**Fiscal Year 2014 - 2015 ADOPTED Budget**
ENTREPRENEUR						
Beginning Fund Balance	-	-	-	-	-	-
Sales/Service Revenue	-	-	600,000	600,000	600,000	600,000
Transfers	-	-	-	-	-	-
Total Fund Resources	-	-	600,000	600,000	600,000	600,000
REQUIREMENTS						
ENTREPRENEUR						
Personnel Services	-	-	-	-	-	-
Fringe Benefits	-	-	-	-	-	-
Materials and Services	-	-	600,000	600,000	600,000	600,000
Capital Outlay	-	-	-	-	-	-
Transfers	-	-	-	-	-	-
Contingency	-	-	-	-	-	-
Unappropriated End. Fund Balance	-	-	-	-	-	-
Total Fund Requirements	-	-	600,000	600,000	600,000	600,000

Page Intentionally Left Blank

Internal Service Fund
Summary of Resources and Requirements

RESOURCES	Fiscal Year 2011 - 2012 ACTUAL Amounts	Fiscal Year 2012 - 2013 ACTUAL Amounts	Fiscal Year 2013 - 2014 CURRENT Budget	Fiscal Year 2014 - 2015 PROPOSED Budget	Fiscal Year 2014 - 2015 APPROVED Budget	**Fiscal Year 2014 - 2015 ADOPTED Budget**
Beginning Fund Balance	183,411	89,595	86,500	-	-	-
Motor Pool	19,739	15,578	20,000	40,000	40,000	40,000
Copiers	168,785	147,096	130,000	140,000	140,000	140,000
Transfers	-	-	-	-	-	-
TOTAL RESOURCES	371,935	252,269	236,500	180,000	180,000	180,000
REQUIREMENTS						
Motor Pool						
Personnel Services	-	-	-	-	-	-
Materials & Services	29,777	24,692	35,000	40,000	40,000	40,000
Capital Outlay	-	-	-	-	-	-
Contingency	-	-	-	-	-	-
Transfers	-	-	-	-	-	-
Unappropriated End. Fund Balance	18,095	8,981	-	-	-	-
Total Fund Requirements	47,873	33,673	35,000	40,000	40,000	40,000
Copiers						
Materials & Services	218,063	184,327	201,500	140,000	140,000	140,000
Capital Outlay	9,500	-	-	-	-	-
Contingency	-	-	-	-	-	-
Transfers	25,000	-	-	-	-	-
Unappropriated End. Fund Balance	71,500	34,269	-	-	-	-
Total Fund Requirements	324,063	218,596	201,500	140,000	140,000	140,000
TOTAL REQUIREMENTS	371,935	252,269	236,500	180,000	180,000	180,000

Page Intentionally Left Blank

Agency Fund
Summary of Resources and Requirements

RESOURCES	Fiscal Year 2011 - 2012 ACTUAL Amounts	Fiscal Year 2012 - 2013 ACTUAL Amounts	Fiscal Year 2013 - 2014 CURRENT Budget	Fiscal Year 2014 - 2015 PROPOSED Budget	Fiscal Year 2014 - 2015 APPROVED Budget	**Fiscal Year 2014 - 2015 ADOPTED Budget**
Beginning Fund Balance	21,337	17,753	19,353	26,542	26,542	26,542
Local Revenue	12,512	11,320	43,700	52,525	52,525	52,525
Transfers	29,505	31,295	45,000	45,500	45,500	45,500
TOTAL RESOURCES	63,354	60,369	108,053	124,567	124,567	124,567
REQUIREMENTS						
Materials and Services	45,601	39,899	108,053	123,453	123,453	123,453
Transfers	-	-	-	-	-	-
Contingency	-	-	-	1,114	1,114	1,114
Sub-Total	45,601	39,899	108,053	124,567	124,567	124,567
Unappropriated End. Fund Balance	17,753	20,470	-	-	-	-
TOTAL REQUIREMENTS	63,354	60,369	108,053	124,567	124,567	124,567

Agency Fund
Resources by Fund

RESOURCES	Fiscal Year 2011 - 2012 ACTUAL Amounts	Fiscal Year 2012 - 2013 ACTUAL Amounts	Fiscal Year 2013 - 2014 CURRENT Budget	Fiscal Year 2014 - 2015 PROPOSED Budget	Fiscal Year 2014 - 2015 APPROVED Budget	**Fiscal Year 2014 - 2015 ADOPTED Budget**
Art Club	-	200	875	900	900	900
ASTRA	484	886	1,275	1,451	1,451	1,451
ASUCC Administration	35,875	33,306	42,000	45,000	45,000	45,000
Business and Entrepreneurship	362	243	815	1,377	1,377	1,377
Campus Bible Study Club	-	150	400	950	950	950
Class Projects	1,873	1,423	2,000	2,000	2,000	2,000
Computer Club	533	1,006	1,475	1,768	1,768	1,768
Dance Club	-	250	925	950	950	950
Debate Club	(1)	484	1,075	1,360	1,360	1,360
Drama Club	-	-	-	1,850	1,850	1,850
Drafting Keys	-	-	-	-	-	-
Engineering Club	291	586	1,175	1,900	1,900	1,900
Environmental Club	-	-	-	1,850	1,850	1,850
Gay Straight Alliance	240	340	1,015	1,040	1,040	1,040
Inactive Club Fund Balances	1,240	1,588	1,588	1,588	1,588	1,588
International Club	348	-	-	-	-	-
Library Lockers	783	533	782	1,314	1,314	1,314
Martial Arts Club	-	100	775	800	800	800
Monster Squad	-	100	775	800	800	800
National Student Nursing Assoc.	765	1,035	1,195	2,310	2,310	2,310
New Club Program	5,505	2,865	31,725	31,725	31,725	31,725
Non-Traditional Students Club	58	58	-	-	-	-
Outdoor Club	2,233	2,233	2,233	2,233	2,233	2,233
Phi Theta Kappa	10,994	9,533	9,975	11,000	11,000	11,000
Project CANS	244	-	-	-	-	-
Science Club	-	-	675	950	950	950
Skills USA	1,476	2,600	2,475	4,000	4,000	4,000
Softball Club	-	100	775	800	800	800
Veterans of UCC	-	-	-	2,500	2,500	2,500
World Languages	51	601	1,275	1,301	1,301	1,301
Young Americans for Liberty	-	150	775	850	850	850
TOTAL RESOURCES	63,354	60,369	108,053	124,567	124,567	124,567

Agency Fund
Requirements by Fund

	Fiscal Year 2011 - 2012 ACTUAL Amounts	Fiscal Year 2012 - 2013 ACTUAL Amounts	Fiscal Year 2013 - 2014 CURRENT Budget	Fiscal Year 2014 - 2015 PROPOSED Budget	Fiscal Year 2014 - 2015 APPROVED Budget	**Fiscal Year 2014 - 2015 ADOPTED Budget**
ART CLUB						
Materials and Services	-	-	875	900	900	900
Contingency	-	-	-	-	-	-
Unappropriated End. Fund Balance	-	200	-	-	-	-
Total Fund Requirements	-	200	875	900	900	900
ASTRA						
Materials and Services	318	135	1,275	1,451	1,451	1,451
Contingency	-	-	-	-	-	-
Unappropriated End. Fund Balance	166	751	-	-	-	-
Total Fund Requirements	484	886	1,275	1,451	1,451	1,451
ASUCC ADMINISTRATION						
Materials and Services	27,360	27,642	42,000	45,000	45,000	45,000
Contingency	-	-	-	-	-	-
Unappropriated End. Fund Balance	8,515	5,664	-	-	-	-
Total Fund Requirements	35,875	33,306	42,000	45,000	45,000	45,000
BUSINESS AND ENTREPRENEURSHIP						
Materials and Services	320	116	815	1,377	1,377	1,377
Contingency	-	-	-	-	-	-
Unappropriated End. Fund Balance	43	127	-	-	-	-
Total Fund Requirements	362	243	815	1,377	1,377	1,377

Agency Fund
Requirements by Fund

	Fiscal Year 2011 - 2012 ACTUAL Amounts	Fiscal Year 2012 - 2013 ACTUAL Amounts	Fiscal Year 2013 - 2014 CURRENT Budget	Fiscal Year 2014 - 2015 PROPOSED Budget	Fiscal Year 2014 - 2015 APPROVED Budget	**Fiscal Year 2014 - 2015 ADOPTED Budget**
CAMPUS BIBLE STUDY CLUB						
Materials and Services	-	-	400	950	950	950
Contingency	-	-	-	-	-	-
Unappropriated End. Fund Balance	-	150	-	-	-	-
Total Fund Requirements	-	150	400	950	950	950
CLASS PROJECTS						
Materials and Services	1,978	1,418	2,000	2,000	2,000	2,000
Contingency	-	-	-	-	-	-
Unappropriated End. Fund Balance	(105)	5	-	-	-	-
Total Fund Requirements	1,873	1,423	2,000	2,000	2,000	2,000
COMPUTER CLUB						
Materials and Services	62	38	1,475	1,768	1,768	1,768
Contingency	-	-	-	-	-	-
Unappropriated End. Fund Balance	471	968	-	-	-	-
Total Fund Requirements	533	1,006	1,475	1,768	1,768	1,768
DANCE CLUB						
Materials and Services	-	-	925	950	950	950
Contingency	-	-	-	-	-	-
Unappropriated End. Fund Balance	-	250	-	-	-	-
Total Fund Requirements	-	250	925	950	950	950

Agency Fund
Requirements by Fund

	Fiscal Year 2011 - 2012 ACTUAL Amounts	Fiscal Year 2012 - 2013 ACTUAL Amounts	Fiscal Year 2013 - 2014 CURRENT Budget	Fiscal Year 2014 - 2015 PROPOSED Budget	Fiscal Year 2014 - 2015 APPROVED Budget	**Fiscal Year 2014 - 2015 ADOPTED Budget**
DEBATE CLUB						
Materials and Services	-	74	1,075	1,360	1,360	1,360
Contingency	-	-	-	-	-	-
Unappropriated End. Fund Balance	(1)	410	-	-	-	-
Total Fund Requirements	(1)	484	1,075	1,360	1,360	1,360
DRAMA CLUB						
Materials and Services	-	-	-	1,850	1,850	1,850
Contingency	-	-	-	-	-	-
Unappropriated End. Fund Balance	-	-	-	-	-	-
Total Fund Requirements	-	-	-	1,850	1,850	1,850
ENGINEERING CLUB						
Materials and Services	-	69	1,175	1,900	1,900	1,900
Contingency	-	-	-	-	-	-
Unappropriated End. Fund Balance	291	517	-	-	-	-
Total Fund Requirements	291	586	1,175	1,900	1,900	1,900
ENVIRONMENTAL CLUB						
Materials and Services	-	-	-	1,850	1,850	1,850
Contingency	-	-	-	-	-	-
Unappropriated End. Fund Balance	-	-	-	-	-	-
Total Fund Requirements	-	-	-	1,850	1,850	1,850

Agency Fund
Requirements by Fund

	Fiscal Year 2011 - 2012 ACTUAL Amounts	Fiscal Year 2012 - 2013 ACTUAL Amounts	Fiscal Year 2013 - 2014 CURRENT Budget	Fiscal Year 2014 - 2015 PROPOSED Budget	Fiscal Year 2014 - 2015 APPROVED Budget	**Fiscal Year 2014 - 2015 ADOPTED Budget**
GAY STRAIGHT ALLIANCE						
Materials and Services	-	-	1,015	1,040	1,040	1,040
Contingency	-	-	-	-	-	-
Unappropriated End. Fund Balance	240	340	-	-	-	-
Total Fund Requirements	240	340	1,015	1,040	1,040	1,040
INACTIVE CLUB FUND BALANCES						
Materials and Services	-	-	1,588	1,588	1,588	1,588
Contingency	-	-	-	-	-	-
Unappropriated End. Fund Balance	1,240	1,588	-	-	-	-
Total Fund Requirements	1,240	1,588	1,588	1,588	1,588	1,588
INTERNATIONAL CLUB						
Materials and Services	-	-	-	-	-	-
Contingency	-	-	-	-	-	-
Unappropriated End. Fund Balance	348	-	-	-	-	-
Total Fund Requirements	348	-	-	-	-	-
LIBRARY LOCKERS						
Materials and Services	416	319	782	200	200	200
Contingency	-	-	-	1,114	1,114	1,114
Unappropriated End. Fund Balance	367	214	-	-	-	-
Total Fund Requirements	783	533	782	1,314	1,314	1,314

Agency Fund
Requirements by Fund

	Fiscal Year 2011 - 2012 ACTUAL Amounts	Fiscal Year 2012 - 2013 ACTUAL Amounts	Fiscal Year 2013 - 2014 CURRENT Budget	Fiscal Year 2014 - 2015 PROPOSED Budget	Fiscal Year 2014 - 2015 APPROVED Budget	**Fiscal Year 2014 - 2015 ADOPTED Budget**
Martial Arts Club						
Materials and Services	-	-	775	800	800	800
Contingency	-	-	-	-	-	-
Unappropriated End. Fund Balance	-	100	-	-	-	-
Total Fund Requirements	-	100	775	800	800	800
Monster Squad						
Materials and Services	-	-	775	800	800	800
Contingency	-	-	-	-	-	-
Unappropriated End. Fund Balance	-	100	-	-	-	-
Total Fund Requirements	-	100	775	800	800	800
NATIONAL STUDENT ASSOC.						
Materials and Services	-	475	1,195	2,310	2,310	2,310
Contingency	-	-	-	-	-	-
Unappropriated End. Fund Balance	765	560	-	-	-	-
Total Fund Requirements	765	1,035	1,195	2,310	2,310	2,310
NEW CLUB PROGRAM						
Materials and Services	5,505	2,865	31,725	31,725	31,725	31,725
Contingency	-	-	-	-	-	-
Unappropriated End. Fund Balance	-	-	-	-	-	-
Total Fund Requirements	5,505	2,865	31,725	31,725	31,725	31,725

Agency Fund
Requirements by Fund

	Fiscal Year 2011 - 2012 ACTUAL Amounts	Fiscal Year 2012 - 2013 ACTUAL Amounts	Fiscal Year 2013 - 2014 CURRENT Budget	Fiscal Year 2014 - 2015 PROPOSED Budget	Fiscal Year 2014 - 2015 APPROVED Budget	**Fiscal Year 2014 - 2015 ADOPTED Budget**
NON-TRADITIONAL STUDENT						
Materials and Services	-	-	-	-	-	-
Contingency	-	-	-	-	-	-
Unappropriated End. Fund Balance	58	58	-	-	-	-
Total Fund Requirements	58	58	-	-	-	-
OUTDOOR CLUB						
Materials and Services	-	-	2,233	2,233	2,233	2,233
Contingency	-	-	-	-	-	-
Unappropriated End. Fund Balance	2,233	2,233	-	-	-	-
Total Fund Requirements	2,233	2,233	2,233	2,233	2,233	2,233
PHI THETA KAPPA						
Materials and Services	8,652	6,177	9,975	11,000	11,000	11,000
Contingency	-	-	-	-	-	-
Unappropriated End. Fund Balance	2,341	3,356	-	-	-	-
Total Fund Requirements	10,994	9,533	9,975	11,000	11,000	11,000
PROJECT CANS						
Materials and Services	244	-	-	-	-	-
Contingency	-	-	-	-	-	-
Unappropriated End. Fund Balance	-	-	-	-	-	-
Total Fund Requirements	244	-	-	-	-	-

Agency Fund
Requirements by Fund

	Fiscal Year 2011 - 2012 ACTUAL Amounts	Fiscal Year 2012 - 2013 ACTUAL Amounts	Fiscal Year 2013 - 2014 CURRENT Budget	Fiscal Year 2014 - 2015 PROPOSED Budget	Fiscal Year 2014 - 2015 APPROVED Budget	**Fiscal Year 2014 - 2015 ADOPTED Budget**
SCIENCE CLUB						
Materials and Services	-	-	675	950	950	950
Contingency	-	-	-	-	-	-
Unappropriated End. Fund Balance	-	-	-	-	-	-
Total Fund Requirements	-	-	675	950	950	950
SKILLS USA						
Materials and Services	746	573	2,475	4,000	4,000	4,000
Contingency	-	-	-	-	-	-
Unappropriated End. Fund Balance	730	2,027	-	-	-	-
Total Fund Requirements	1,476	2,600	2,475	4,000	4,000	4,000
SOFTBALL CLUB						
Materials and Services	-	-	775	800	800	800
Contingency	-	-	-	-	-	-
Transfers	-	-	-	-	-	-
Unappropriated End. Fund Balance	-	100	-	-	-	-
Total Fund Requirements	-	100	775	800	800	800
VETERANS OF UCC						
Materials and Services	-	-	-	2,500	2,500	2,500
Contingency	-	-	-	-	-	-
Transfers	-	-	-	-	-	-
Unappropriated End. Fund Balance	-	-	-	-	-	-
Total Fund Requirements	-	-	-	2,500	2,500	2,500

Agency Fund
Requirements by Fund

	Fiscal Year 2011 - 2012 ACTUAL Amounts	Fiscal Year 2012 - 2013 ACTUAL Amounts	Fiscal Year 2013 - 2014 CURRENT Budget	Fiscal Year 2014 - 2015 PROPOSED Budget	Fiscal Year 2014 - 2015 APPROVED Budget	**Fiscal Year 2014 - 2015 ADOPTED Budget**
World Languages						
Materials and Services	-	-	1,275	1,301	1,301	1,301
Contingency	-	-	-	-	-	-
Unappropriated End. Fund Balance	51	601	-	-	-	-
Total Fund Requirements	51	601	1,275	1,301	1,301	1,301
Young Americans for Liberty						
Materials and Services	-	-	775	850	850	850
Contingency	-	-	-	-	-	-
Unappropriated End. Fund Balance	-	150	-	-	-	-
Total Fund Requirements	-	150	775	850	850	850
TOTAL REQUIREMENTS	63,354	60,369	108,053	124,567	124,567	124,567

Affidavit of Publication

The News-Review
OF DOUGLAS COUNTY
Roseburg, Oregon

ISSUED DAILY EXCEPT SATURDAY

STATE OF OREGON
COUNTY OF DOUGLAS } ss.

I, SAM HOLLENBECK, being first duly sworn, depose and say that I am the Business Manager, of The News-Review, a newspaper of general circulation, as defined by ORS 193.010 and 193.020; printed and published at Roseburg in the aforesaid county and state; that the

1194 Notice of Budget Committee Meeting

a printed copy of which is hereto annexed, was published in the entire issue of said newspaper for 1 successive and consecutive days in the following issue:

March 30, 2014

The fee actually charged by such newspaper for such publication is $ 61.70.

Subscribed and sworn to before me this 30th day of March 2014.

Notary Public of Oregon

OFFICIAL SEAL
CINDY L SMITH
NOTARY PUBLIC-OREGON
COMMISSION NO. 458860
MY COMMISSION EXPIRES JUNE 30, 2015

NOTICE OF BUDGET COMMITTEE MEETING
A public meeting of the Budget Committee of Umpqua Community College, Douglas County, State of Oregon, to discuss the budget for the fiscal year July 1, 2014 to June 30, 2015, will be held at 1140 Umpqua College Rd, Lang Center. The meeting will take place on the 23rd of April, 2014 at 6:00 PM. The purpose of the meeting is to receive the budget message and to receive comment from the public on the budget. A copy of the budget document may be inspected or obtained on or after the 16th of April, 2014 at 1140 Umpqua College Rd, Library, between the hours of 8:00 AM and 5:00 PM. This is a public meeting where deliberation of the Budget Committee will take place. Any person may appear at the meeting and discuss the proposed programs with the Budget Committee.

Pursuant to ORS 294.426(5)(b) this notice is also located on our website at http://www.umpqua.edu

1194 Pub Dates: March 30, 2014

Affidavit of Publication

The News-Review
OF DOUGLAS COUNTY
Roseburg, Oregon

ISSUED DAILY EXCEPT SATURDAY

STATE OF OREGON
COUNTY OF DOUGLAS } ss.

I, SAM HOLLENBECK, being first duly sworn, depose and say that I am the Business Manager, of The News-Review, a newspaper of general circulation, as defined by ORS 193.010 and 193.020; printed and published at Roseburg in the aforesaid county and state; that the

1387 Public Notice Budget Hearing

a printed copy of which is hereto annexed, was published in the entire issue of said newspaper for 1 successive and consecutive days in the following issue:

May 25, 2014

The fee actually charged by such newspaper for such publication is $ 293.63.

Sam Hollenbeck

Subscribed and sworn to before me this 25th day of May 2014.

G A Dimmick
Notary Public of Oregon

OFFICIAL SEAL
GLORIA L DIMMICK
NOTARY PUBLIC-OREGON
COMMISSION NO. 922380
MY COMMISSION EXPIRES NOVEMBER 19, 2017

TRUSTEE'S NOTICE OF SALE

Reference is made to that certain trust deed made by Jeff Fogelquist*, as Grantor, to Key Title Company, an Oregon Corporation, as Trustee, in favor of Joni C. McKain who acquired title as Joni C. Thomas**, as Beneficiary, dated August 25, 1999, recorded on August 27, 1999, in the Official Records of Douglas County, Oregon, in, Book No. #1640, at page 942, as Document No. #99-21911, covering the following described real property situated in that county and state, to-wit:

Lots 7 and 8, Block 86, THIRD SOUTHERN ADDITION to the City of Roseburg, Douglas County, Oregon.

Said real property is commonly known as: 539 Sykes Avenue, 1406 and 1414 SE Pine Street, Roseburg, Oregon.

PATRICK J. KELLY, Attorney at Law, OSB #79-2882, is now the Successor Trustee. His office is located at 717 NW Fifth St., Grants Pass, OR 97526. His telephone number is (541) 474-1908.

The beneficiary's interest in said trust deed was assigned to: SEE ATTACHED EXHIBIT "A".

EXHIBIT "A"

*Grantor's interest was assigned to Roseburg LLC by that certain Warranty Deed recorded on August 27, 1999, in Book 1640, page 946, Doc. No. #99-21912, in the official records of Douglas County, Oregon.

**Beneficiary's interest was assigned to Gregory M. Russell, Trustee of the Gregory M. Russell Pension Plan, by that certain Assignment recorded on February 26, 2007, as Doc No. 2007-004837, in the official records of Douglas County, Oregon.

Both the beneficiary and/or the trustee have elected to sell the real property to satisfy the obligations secured by the trust deed and a notice of default has been recorded pursuant to Oregon Revised Statutes 86.735(3); the default for which the foreclosure is made in grantor's failure to pay when due the following sums:

The November 27, 2010 monthly installment in the amount of $557.85 and each month thereafter, plus buyer's fees of $152.00.

By reason of the default just described, the beneficiary has

WHEREFORE, notice is hereby given that on June 10, 2014, at the hour of 11:00 o'clock, am, in accord with the standard of time established by ORS 187.110, at the front entrance of the Douglas County Courthouse, 1036 SE Douglas, in the City of Roseburg, County of Douglas, State of Oregon, the interest in the real property described above which the grantor had or had power to convey at the time the grantor executed the trust deed together with any interest which the grantor or grantor's successors in interest acquired after the execution of the trust deed will be sold by the undersigned trustee at public auction to the highest bidder for cash to satisfy the foregoing obligations thereby secured and the costs and expenses of the sale, including a reasonable charge by the trustee. Notice is further given that any person named in ORS 86.753 that the right exists under ORS 86.753 to have the proceeding dismissed and the trust deed reinstated by paying the entire amount then due, together with costs, trustee's fees and attorney fees, and by curing any other default complained of in the notice of default, at any time that is not later than five days before the date last set for the sale.

In construing this notice, the singular includes the plural, the word "grantor" includes any successor in interest to the grantor as well as any other person owing an obligation, the performance of which is secured by the trust deed, and the words "trustee" and "beneficiary" include their respective successors in interest, if any.

FAIR DEBT COLLECTION PRACTICES ACT NOTICE

Trustee is a debt collector. This communication is an attempt to collect a debt and any information obtained will be used for that purpose.

DATED: January 23, 2014

/s/
PATRICK J. KELLY, OSB #792882
Attorney at Law
717 NW Fifth St.
Grants Pass, OR 97526
(541) 474-1908

State of Oregon, County of Josephine) ss.

I, the undersigned, certify that I am the attorney or one of the attorneys for the above named trustee and that the foregoing is a complete and exact copy of the original trustee's notice of sale.

/S/
PATRICK J. KELLY
Attorney for Trustee

#1323 Pub Date: May 4, 11, 18, 25, 2014